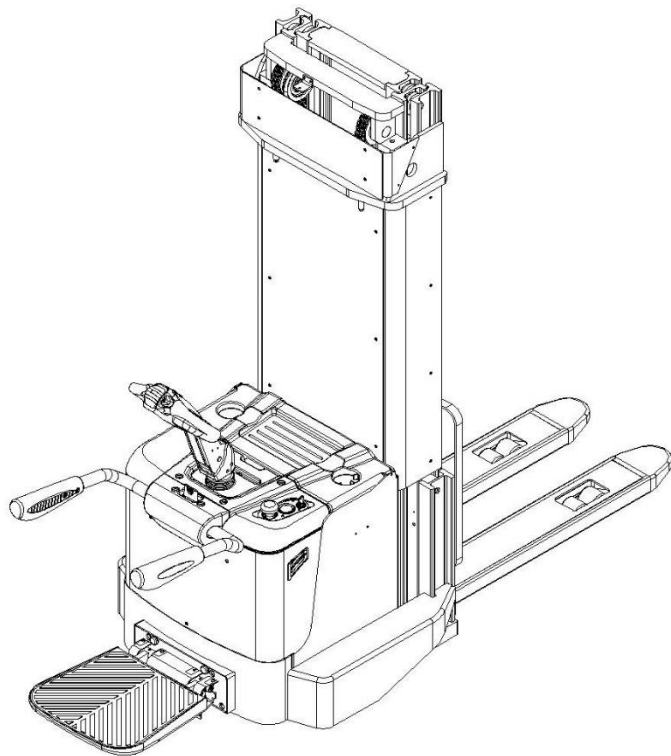


Electric Pallet Stacker PS 15

PARTS MANUAL

532646020101



Version: V03

Truck Identification Number From:

Parts Manual PS15-PM03EN

Please order spare parts from authorized dealers of our company.

In order to avoid wrong delivery, all the orders for spare parts should specify the following items:

- Truck model, identification number and manufacture year.
- Orders for spare parts of mast, hydraulic transmission unit, steering axle, motor, etc. shall indicate the manufacture number of these parts.
- Codes for our company spare parts are shown in the table of parts manual. Please also pay attention to the description of supply status, order quantity, etc. (check the number listed in "Mark" column of the parts manual).

"Mark" Column:

The unmarked indicates the parts are in short supply cycle.

Number 1: supply as package. Indicating these that parts are small parts and seal parts, which are supplied in package unit and in short supply cycle.

Number 2: supply with constraints. Indicating that these spare parts are not in stock and will be prepared for production after receiving the order from customers, which are in long supply cycle.

Number 3: phasing-out supply. Indicating that these parts will be replaced by new parts due to technical improvements and the current stock will not be available when these parts run out. Please check the description of technical improvements notice.

Number 4: supply as assembly. Indicating that these parts are assembly parts defined by manufacture process, which cannot be supplied as a single part.

Number 5: check other tables.

This parts manual is the property of our company and can be shared under the confidential agreement only, our company has the right to claim for compensation of any unauthorized use. Copy without permission is not allowed. Figures in the manual are not limited by the original design. our company reserves the right to improve the products for continuous technology progress.

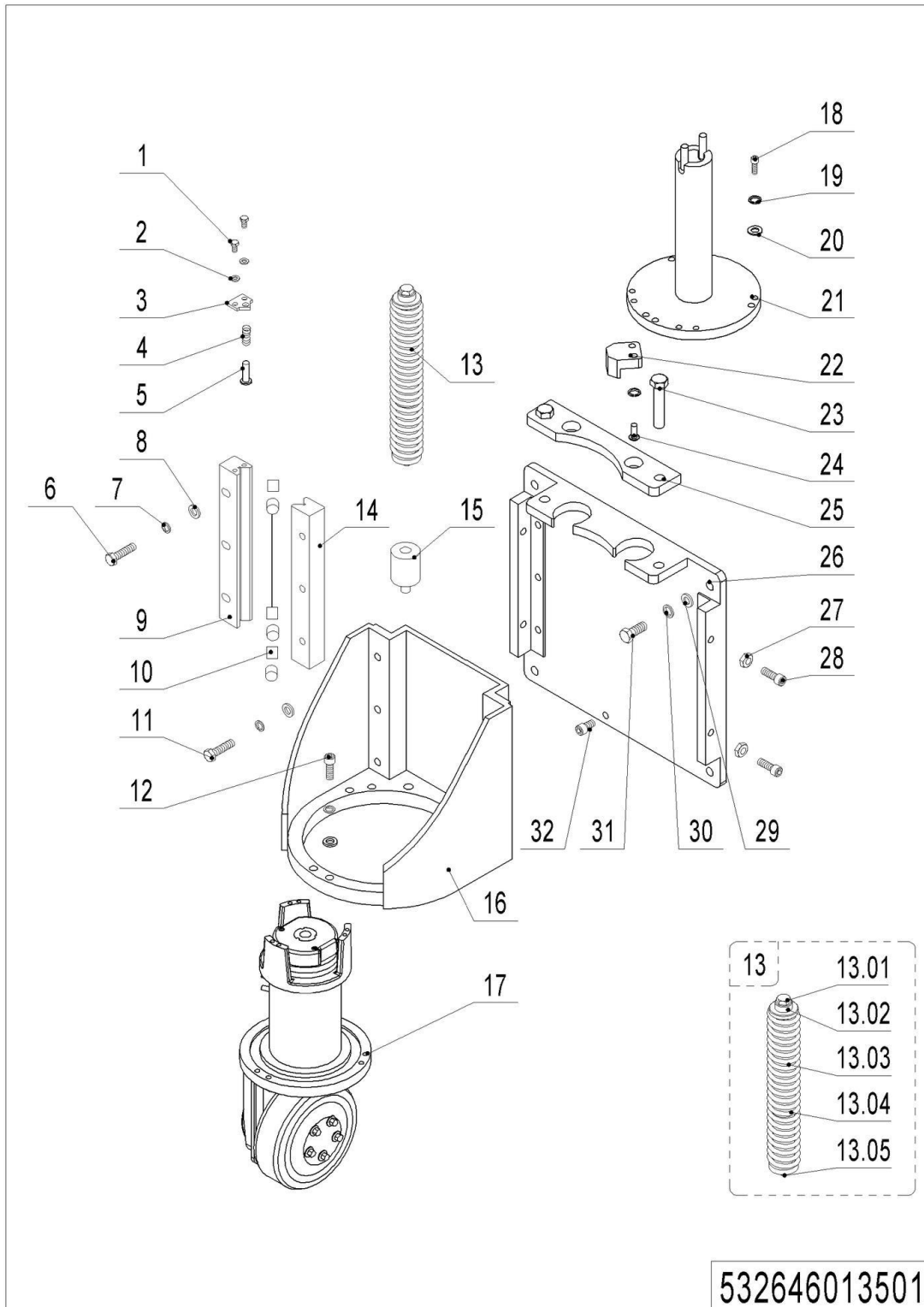
Table of Contents

Chapter 1: Drive System	1
01 Drive Unit (Manual steering) (532646013501)	1
01 Drive Unit (Manual steering) (532646013501) Continuation.....	3
02 Drive Unit (Electrical steering) (532646013502)	5
02 Drive Unit (Electrical steering) (532646013502) Continuation	7
03 Drive Assembly (GK) (505646013001)	9
04 Drive Unit (YX) (505646013003)	11
05 Drive Assembly (YX) (505646013002)	13
Chapter 2: Hydraulic System	15
01 Hydraulic Components(Three Stage Mast) (532646024001)	15
01 Hydraulic Components(Three Stage Mast) (532646024001) Continuation	17
02 Hydraulic Components(Three Stage Mast, proportional lifting) (532646024002).....	19
02 Hydraulic Components(Three Stage Mast, proportional lifting) (532646024002) Continuation	21
03 Hydraulic Components(Two Stage Mast) (532646024003)	23
03 Hydraulic Components(Two Stage Mast) (532646024003) Continuation.....	25
04 Hydraulic Components(Two Stage Mast, proportional lifting) (532646024004).....	27
04 Hydraulic Components(Two Stage Mast, proportional lifting) (532646024004) Continuation	29
05 Hydraulic Components(Two Stage Mast Full Free Lift) (532646024005).....	31
05 Hydraulic Components(Two Stage Mast Full Free Lift) (532646024005) Continuation	33
06 Hydraulic Components(Two Stage Mast Full Free Lift, proportional lifting) (532646024006)	35
06 Hydraulic Components(Two Stage Mast Full Free Lift, proportional lifting) (532646024006) Continuation	37
07 Hydraulic Unit(3.0KW, 2.5cc) (532646023501)	39
08 Hydraulic Unit(3.0KW, 3.3cc) (532646023502)	41
09 Hydraulic Unit(2.2KW, 2.0cc) (532646023503).....	43
Chapter 3: Truck Frame	45
01 Fork Carriage (532646038001)	45
02 Chassis (Three Stage Mast) (532646021501).....	47
03 Chassis (Two Stage Mast) (532646021502)	49
04 Truck body (532646021503)	51
05 Instrument assembly (532646010001).....	53
06 Cell Cover (532646021001)	55
Chapter 4: Steering System, Braking System, Wheels.....	57
01 Caster (532646016501).....	57
02 Load Wheel (532646017001)	59
03 Electronic Steering Assembly (532646031501)	61
04 Tiller Unit (532646011001)	63
05 Control Handle (532646011002)	65
06 Control Handle (505646011002)	67
Chapter 5: Mast system.....	69
01 Mast system (Three Stage Mast) (532646044501)	69
02 Mast system (Two Stage Mast) (532646044001)	71

03 Mast system (Two Stage Mast Full Free Lift) (532646043501).....	73
04 Mast lifting system (Three Stage Mast) (532646044502)	75
04 Mast lifting system (Three Stage Mast) (532646044502) Continuation.....	77
05 Mast other accessories (Three Stage Mast) (532646044503)	79
06 Mast lifting system (Two Stage Mast) (532646044002).....	81
07 Mast lifting system (Two Stage Mast Full Free Lift) (532646043502)	83
Chapter 6: Electrical Parts.....	85
01 Traction Battery (532646037001).....	85
02 Lithium battery (532646037002).....	87
03 Charger (532646036501).....	89
04 Lithium battery charger (532646036502)	91
05 Wire Harness (Manual steering) (532646033001).....	93
06 Wire Harness (Manual steering, proportional lifting) (532646033002).....	95
07 Wire Harness (Electrical steering) (532646033003).....	97
08 Wire Harness (Electrical steering, proportional lifting) (532646033004).....	99
09 Electric control assembly (532646033005)	101
10 Lift Limit Sensor (532646033006)	103
Chapter 7: Special Parts	105
01 Footboard Kit (505646018001)	105
01 Footboard Kit (505646018001) Continuation.....	107
02 Protective Arm Assembly (505646017501).....	109
03 Load Backrest (532646040501).....	111
Chapter 7: Others	113
01 Label and Decal (532646047001).....	113
02 Label and Decal (USA) (532646047002)	115
03 Outline (Three Stage Mast) (532646047003)	117
04 Outline (Two Stage Mast) (532646047004)	119
05 Outline (Two Stage Mast Full Free Lift) (532646047005).....	121
Appendix.....	123
01 Electrical Circuit Diagram (Manual steering) (532646045501)	123
02 Electrical Circuit Diagram (Manual steering, proportional lifting) (532646045502).....	124
03 Electrical Circuit Diagram (Electrical steering) (532646045503)	125
04 Electrical Circuit Diagram (Electrical steering, proportional lifting) (532646045504).....	126
05 Electrical Circuit Diagram (Manual steering, F2A) (532646045507)	127
06 Electrical Circuit Diagram (Electrical steering, F2A) (532646045508)	128
07 Electrical Circuit Diagram (Electrical steering, F2A, Li) (532646045509).....	129
08 Electrical Circuit Diagram (Manual steering, Li) (532646045510).....	130
09 Electrical Circuit Diagram (Electrical steering, Li) (532646045511).....	131
10 Electrical Circuit Diagram (Electrical steering, proportional lifting, Li) (532646045513)	132
11 Hydraulic Circuit Diagram (532646045505).....	133
12 Hydraulic Circuit Diagram (proportional lifting) (532646045506).....	134
13 Consumable Parts List	135

Chapter 1: Drive System

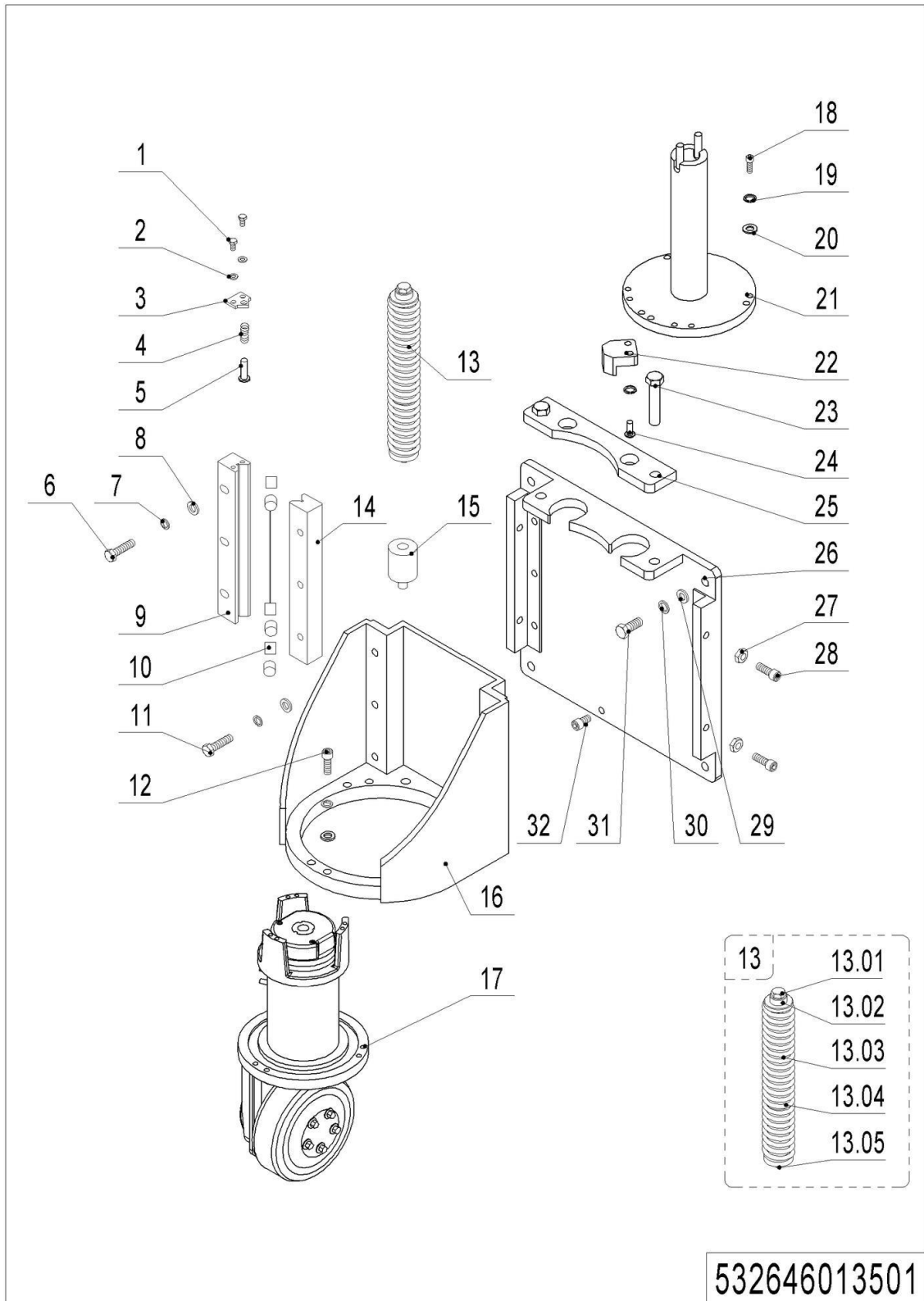
01 Drive Unit (Manual steering) (532646013501)



01 Drive Unit (Manual steering) (532646013501)

No.	Item Code	Mark	Item Description	Qty.	Substitute	Note
1	910200200032	1	Screw M6x10	8		
2	910400500005	1	Spring Washer	8		
3	532613520018		End Cap	4		
4	532613520020		Spring	4		
5	532613520019		Pin	4		
6	910200200080	1	Screw M10x45	6		
7	910400500007	1	Spring Washer	18		
8	910400100007	1	Flat Washer	18		
9	532613520015		V Block	2		
10	532613520016		Roller	24		
11	910200200079	1	Screw M10x40	6		
12	910200200080	1	Screw M10x45	6		
13	532613510001		Spring Kit	2		Triple Mast
13	532613510005		Spring Kit	2		Double Mast
13.01	941100200001	1	Bolt M10x180	2		
13.02	532613520004		Gland	2		
13.03	532613520003		Sleeve	2		
13.04	532613520002		Spring	2		Triple Mast
13.04	532613520027		Spring	2		Double Mast
13.05	533213520007		Guide Rod	2		
14	532613520017		V Block	2		
15	532613520014		Subplate	2		
16	532613510003		Wheel Carrier	1		
17	940900400007	5	Drive Assembly	1		check 505646013001
17	940900400008	5	Drive Assembly	1		check 505646013003
18	910200200059	1	Screw M8x30	6		
19	910400500006	1	Spring Washer	10		
20	910400100006	1	Flat Washer	6		
21	532631210001		Tiller Spindle	1		
22	532631220001		Stop Block	2		

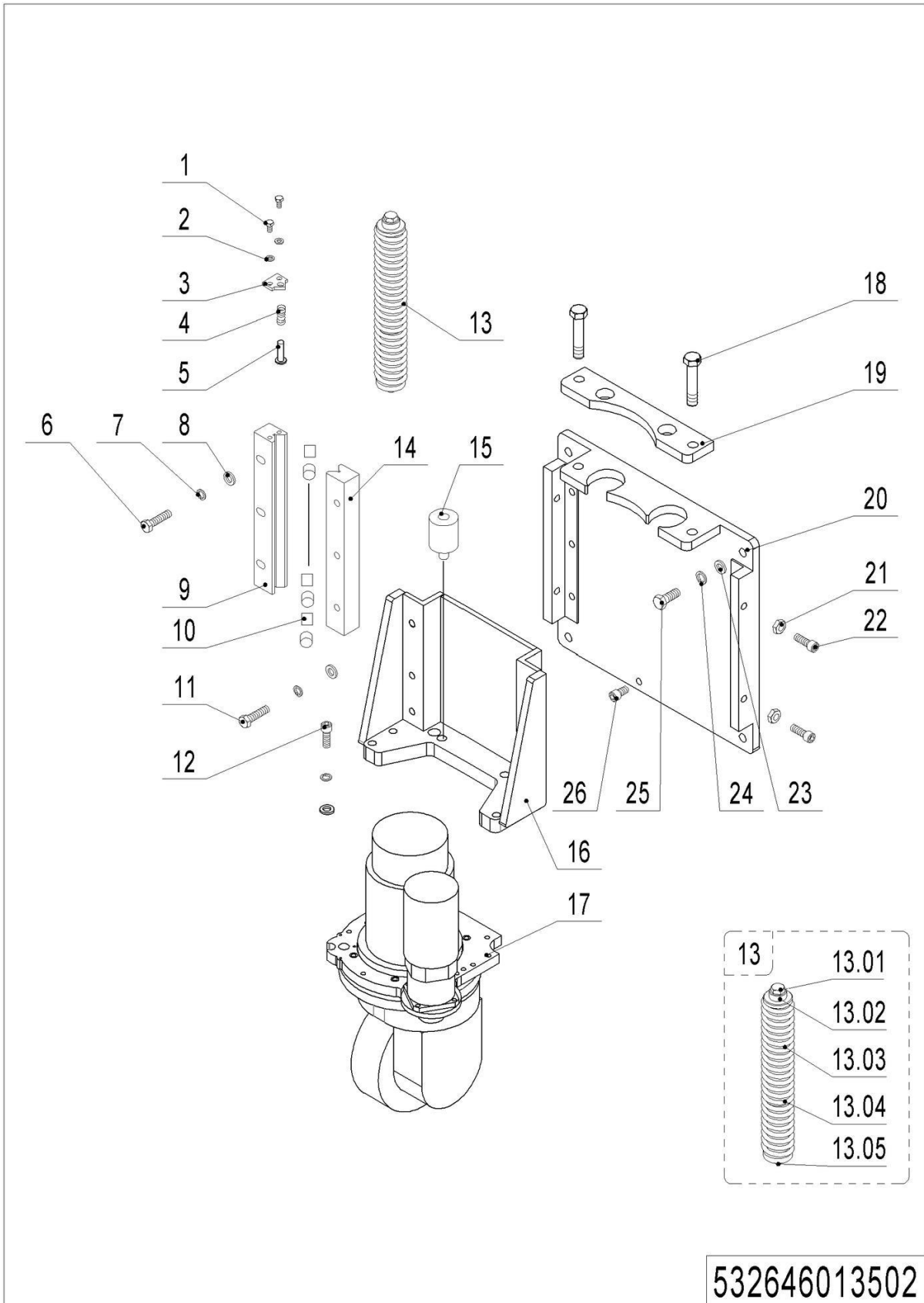
01 Drive Unit (Manual steering) (532646013501) Continuation



01 Drive Unit (Manual steering) (532646013501) Continuation

No.	Item Code	Mark	Item Description	Qty.	Substitute	Note
23	910100300066	1	Bolt M14x60	2		
24	910200300026	1	Screw M8x25	4		
25	532613520013		Top Plate	1		
26	532613510002		Bracket	1		
27	910300300005	1	Nut	4		
28	910201100001	1	Screw M10x30	4		
29	910400100008	1	Flat Washer	4		
30	910400500008	1	Spring Washer	4		
31	910200200098	1	Screw M12x30	4		
32	910200200089	1	Screw M12x10	1		

02 Drive Unit (Electrical steering) (532646013502)

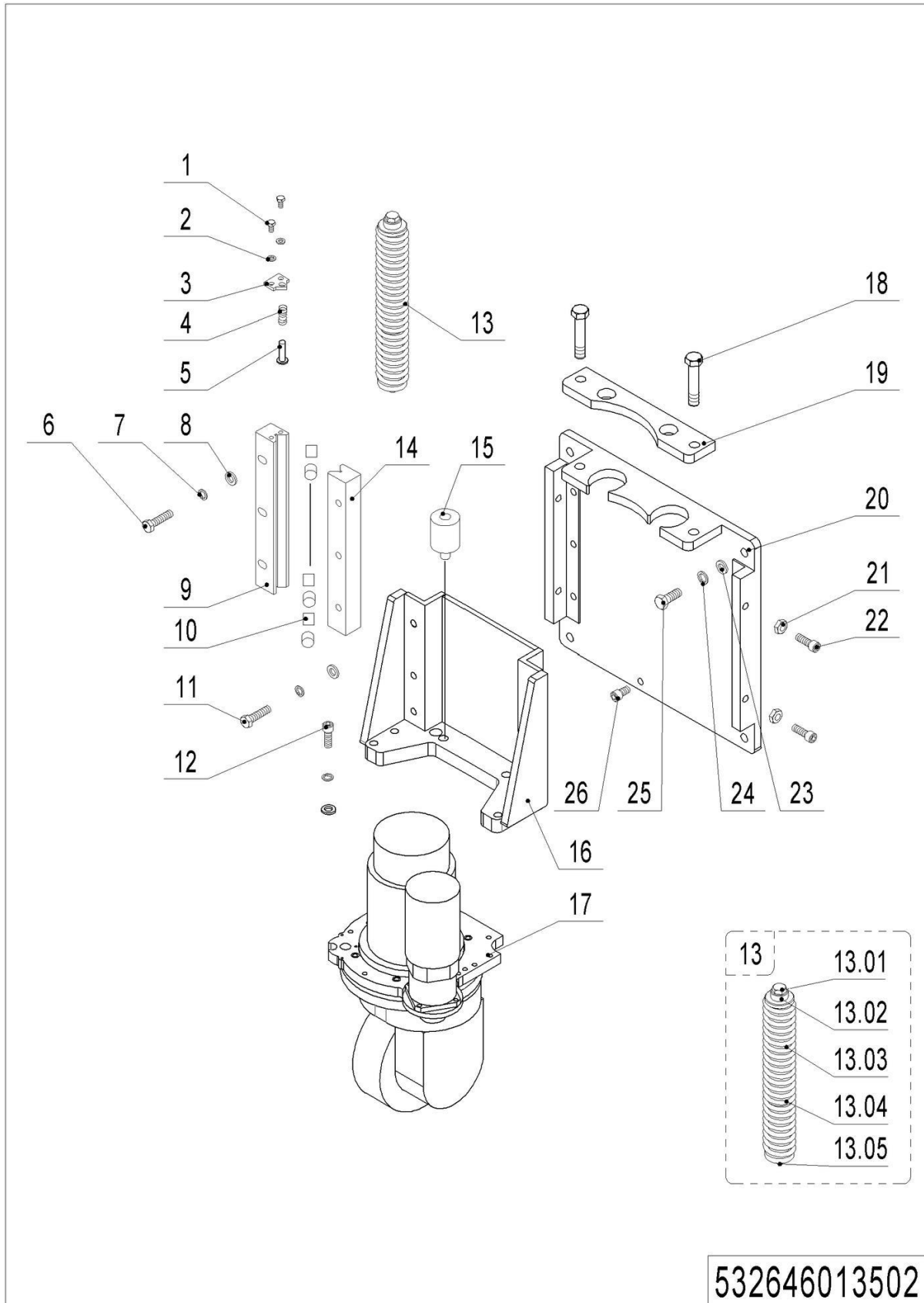


1= Supply as package. 2= Supply with constraints. 3= Phasing-out supply. 4= Supply as assembly. 5= Check other tables.

02 Drive Unit (Electrical steering) (532646013502)

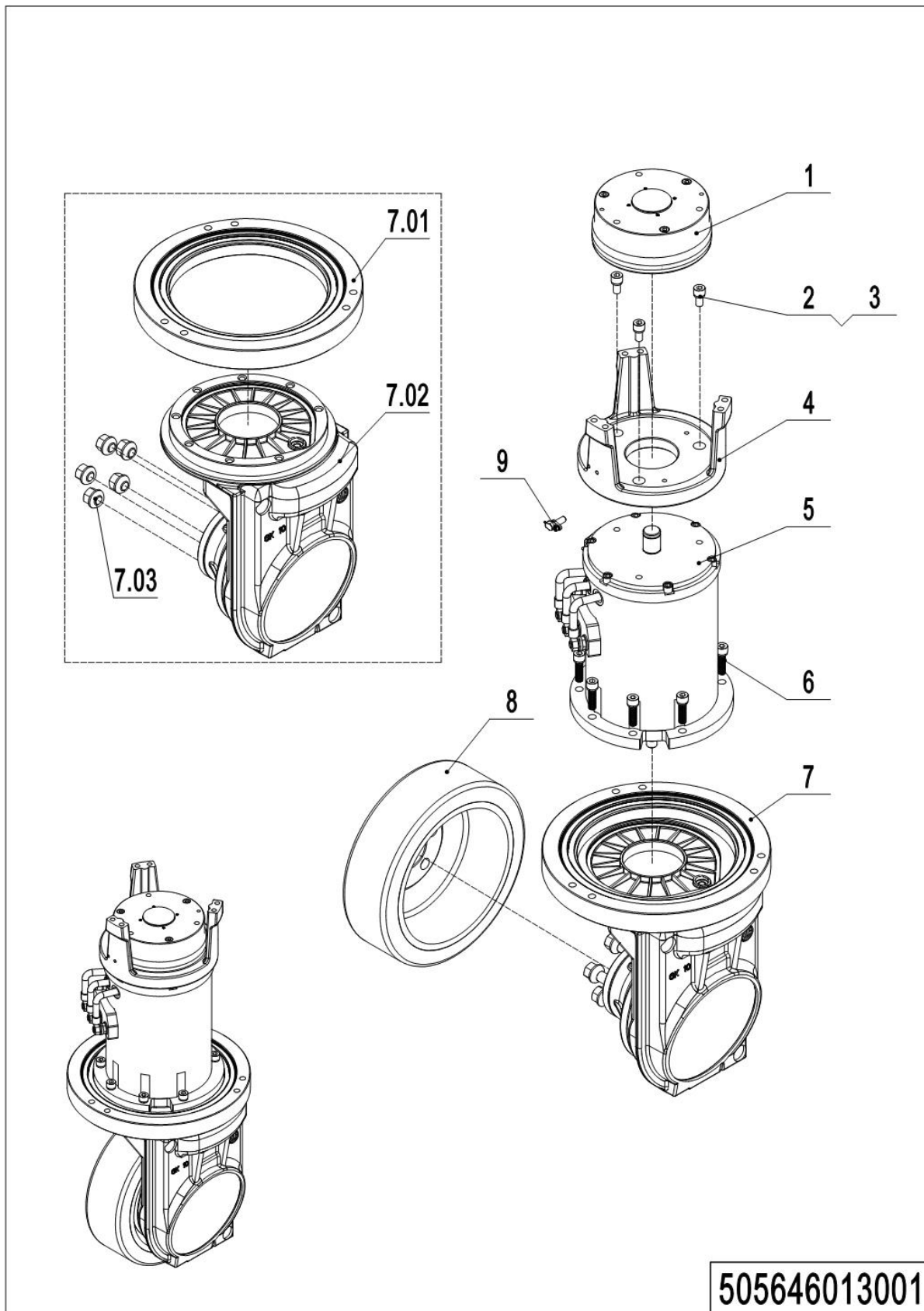
No.	Item Code	Mark	Item Description	Qty.	Substitute	Note
1	910200200032	1	Screw M6x10	8		
2	910400500005	1	Spring Washer	8		
3	532613520018		End Cap	4		
4	532613520020		Spring	4		
5	532613520019		Pin	4		
6	910200200080	1	Screw M10x45	6		
7	910400500007	1	Spring Washer	18		
8	910400100007	1	Flat Washer	22		
9	532613520015		V Block	2		
10	532613520016		Roller	24		
11	910200200079	1	Screw M10x40	6		
12	910200200080	1	Screw M10x45	6		
13	532613510001		Spring Kit	2		Triple Mast
13	532613510005		Spring Kit	2		Double Mast
13.01	941100200001	1	Bolt M10x180	2		
13.02	532613520004		Gland	2		
13.03	532613520003		Sleeve	2		
13.04	532613520002		Spring	2		Triple Mast
13.04	532613520027		Spring	2		Double Mast
13.05	533213520007		Guide Rod	2		
14	532613520025		V Block	2		
15	532613520014		Subplate	2		
16	532613510004		Wheel Carrier	1		
17	940900500012	5	Drive Assembly	1		check 505646013002
18	910100300066	1	Bolt M14x60	2		
19	532613520013		Top Plate	1		
20	532613510002		Bracket	1		
21	910300300005	1	Nut	4		
22	910201100001	1	Screw M10x30	4		

02 Drive Unit (Electrical steering) (532646013502) Continuation



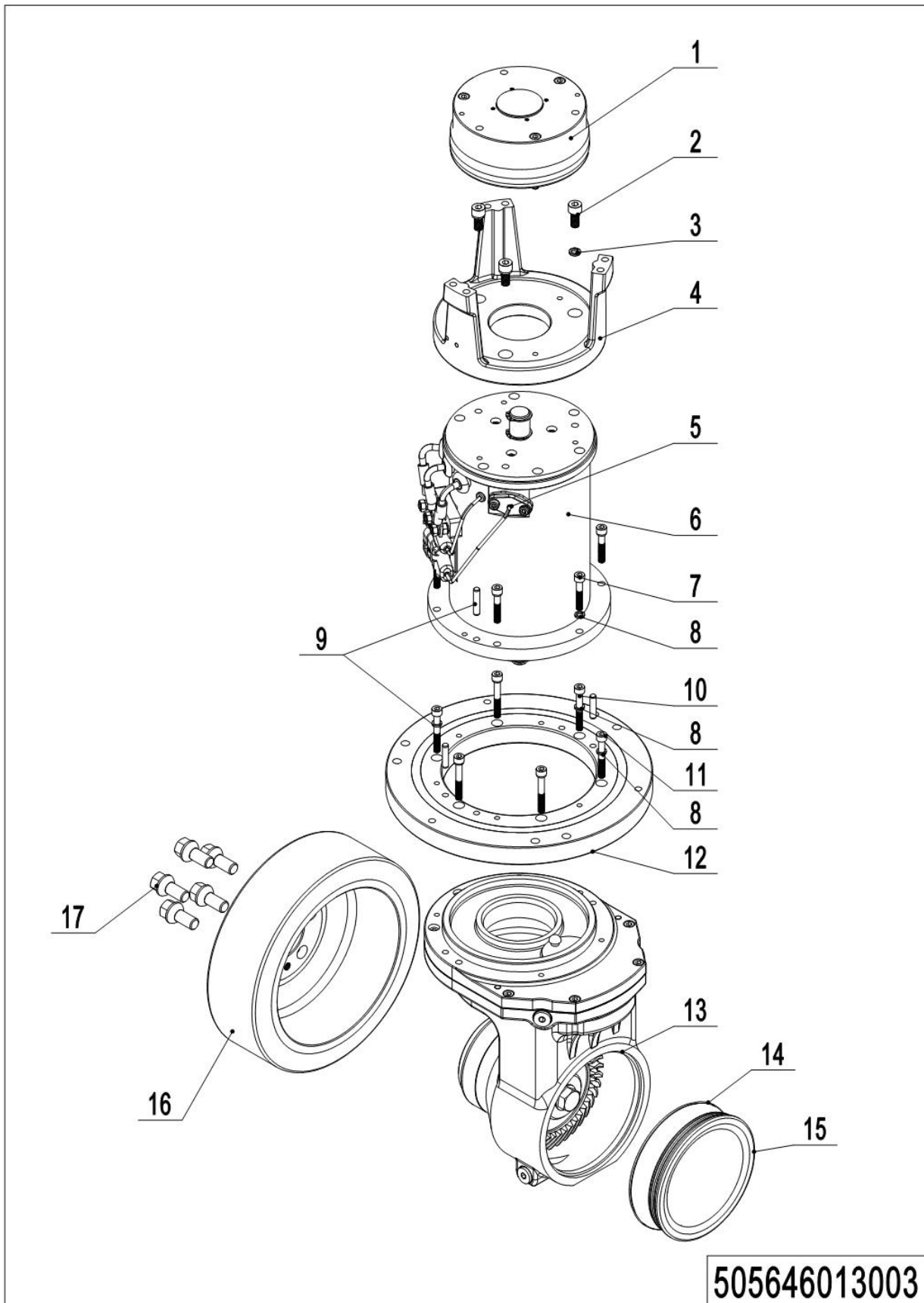
02 Drive Unit (Electrical steering) (532646013502) Continuation

No.	Item Code	Mark	Item Description	Qty.	Substitute	Note
23	910400100008	1	Flat Washer	4		
24	910400500008	1	Spring Washer	4		
25	910200200098	1	Screw M12x30	4		
26	910200200089	1	Screw M12x10	1		

03 Drive Assembly (GK) (505646013001)

03 Drive Assembly (GK) (505646013001)

No.	Item Code	Mark	Item Description	Qty.	Substitute	Note
--	940900400007		Drive Assembly	1		
1	961000400001		Electromagnetic Brake	1		
2	910200200149		Screw M8x18	3		
3	910400500019		Spring Washer	11		
4	961000400002		Holder	1		
5	920900100085		Motor	1		
6	910200200138		Screw M8x30	8		
7	941000100005		Gearbox	1		
7.01	940998520074		Slewing Bearing	1		
7.02	940998520075		Gearbox	1		
7.03	940998520076		Nut	5		
8	940300400005		Drive WheelΦ230x70	1		
9	961000100017		Encoder	1		

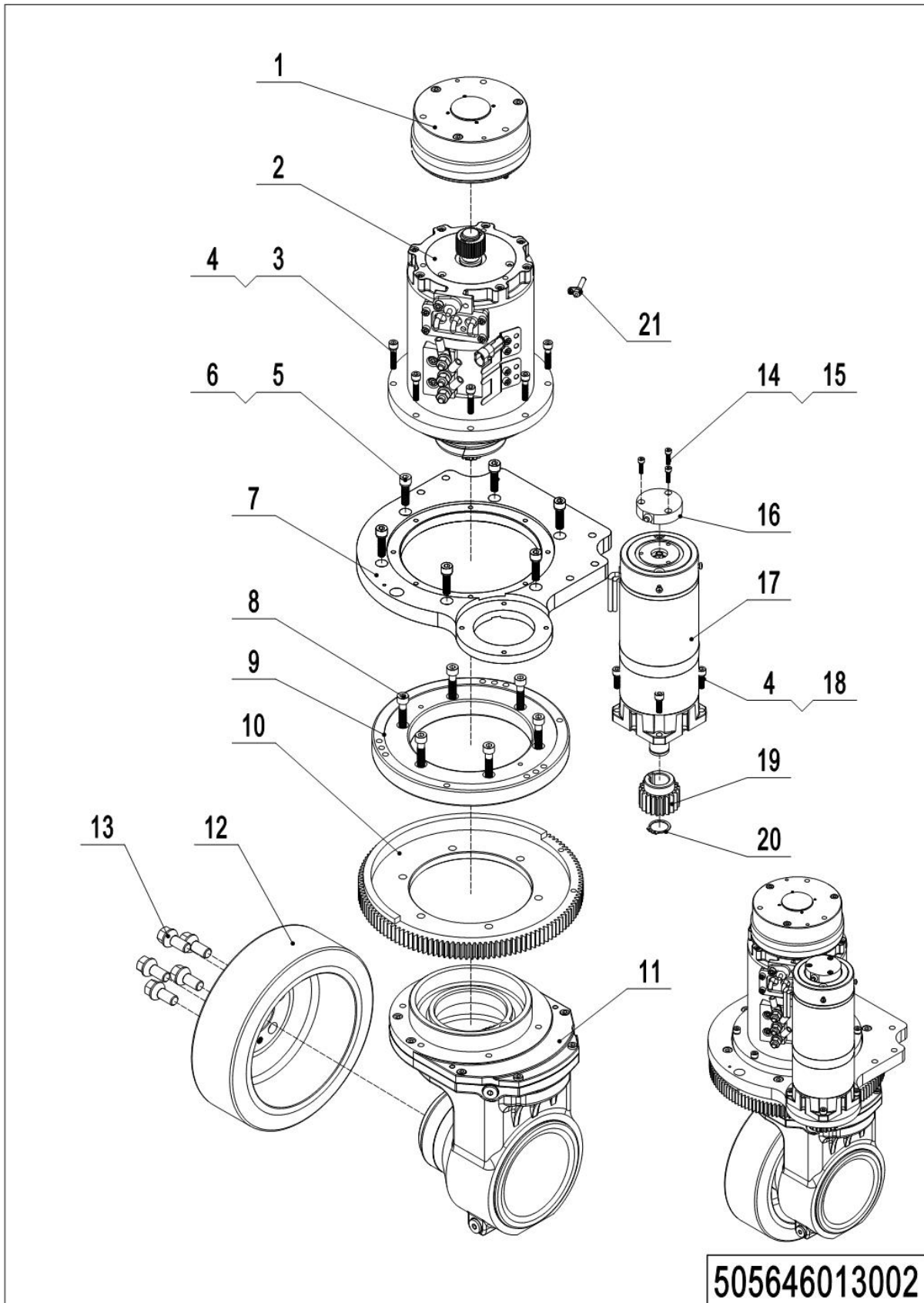
04 Drive Unit (YX) (505646013003)

1= Supply as package. 2= Supply with constraints. 3= Phasing-out supply. 4= Supply as assembly. 5= Check other tables.

04 Drive Unit (YX) (505646013003)

No.	Item Code	Mark	Item Description	Qty.	Substitute	Note
--	940900400008		Drive Assembly	1		
1	961000400001		Electromagnetic Brake	1		
2	910200200149	1	Screw M8x18	3		
3	910400500019	1	Spring Washer	11		
4	961000400002		Holder	1		
5	961000400009		Encoder	1		
6	961000400003		Motor	1		
7	910200200143	1	Screw M6x30	6		
8	910400500018	1	Spring Washer	12		
9	910600100016		Cylindrical Pin	4		
10	910200200044	1	Screw M6x45	2		
11	910200200140	1	Screw M6x25	4		
12	961000400004		Slewing Bearing	1		
13	961000401000		Gearbox	1		
14	940998520018		Side Cap	1		
15	910800100095		O-Ring	2		
16	961000300001		Drive WheelΦ230x75	1		
17	940998520029		Wheel Screw	5		

05 Drive Assembly (YX) (505646013002)



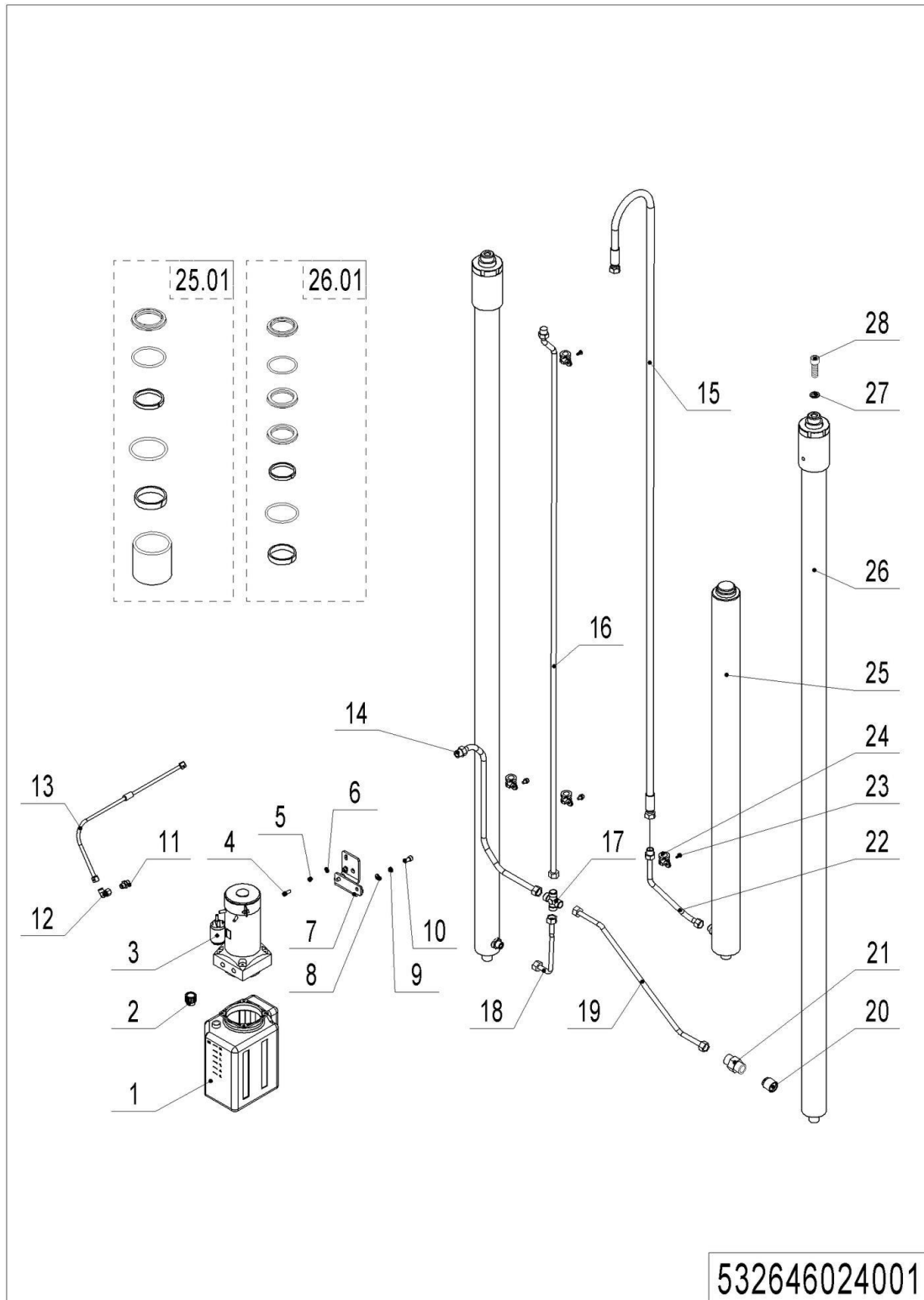
1= Supply as package. 2= Supply with constraints. 3= Phasing-out supply. 4= Supply as assembly. 5= Check other tables.

05 Drive Assembly (YX) (505646013002)

No.	Item Code	Mark	Item Description	Qty.	Substitute	Note
--	940900500012		Drive Assembly	1		
1	961000300005		Electromagnetic Brake	1		
2	940998510018		Motor	1		
3	910200200143		Screw M6x30	8		
4	910400500018		Spring Washer	12		
5	910200200138		Screw M8x30	6		
6	910400500019		Spring Washer	6		
7	940998520039		Mounting Plate	1		
8	910200200144		Screw M8x35	6		
9	940998510008		Slewing Bearing	1		
10	940998520038		Gear	1		
11	940998510019		Gearbox Assembly	1		
12	940300400005		Drive WheelΦ230x70	1		
13	940998520029		Wheel Screw	5		
14	910200200011		Screw M4x16	3		
15	910400500016		Spring Washer	3		
16	961000500007		Sensor	1		
17	961000500006		Steering Unit	3		
18	910200200139		Screw M6x20	4		
19	940998520066		Gear	1		
20	910401300012		Circlip	1		
21	961000100018		Encoder	1		

Chapter 2: Hydraulic System

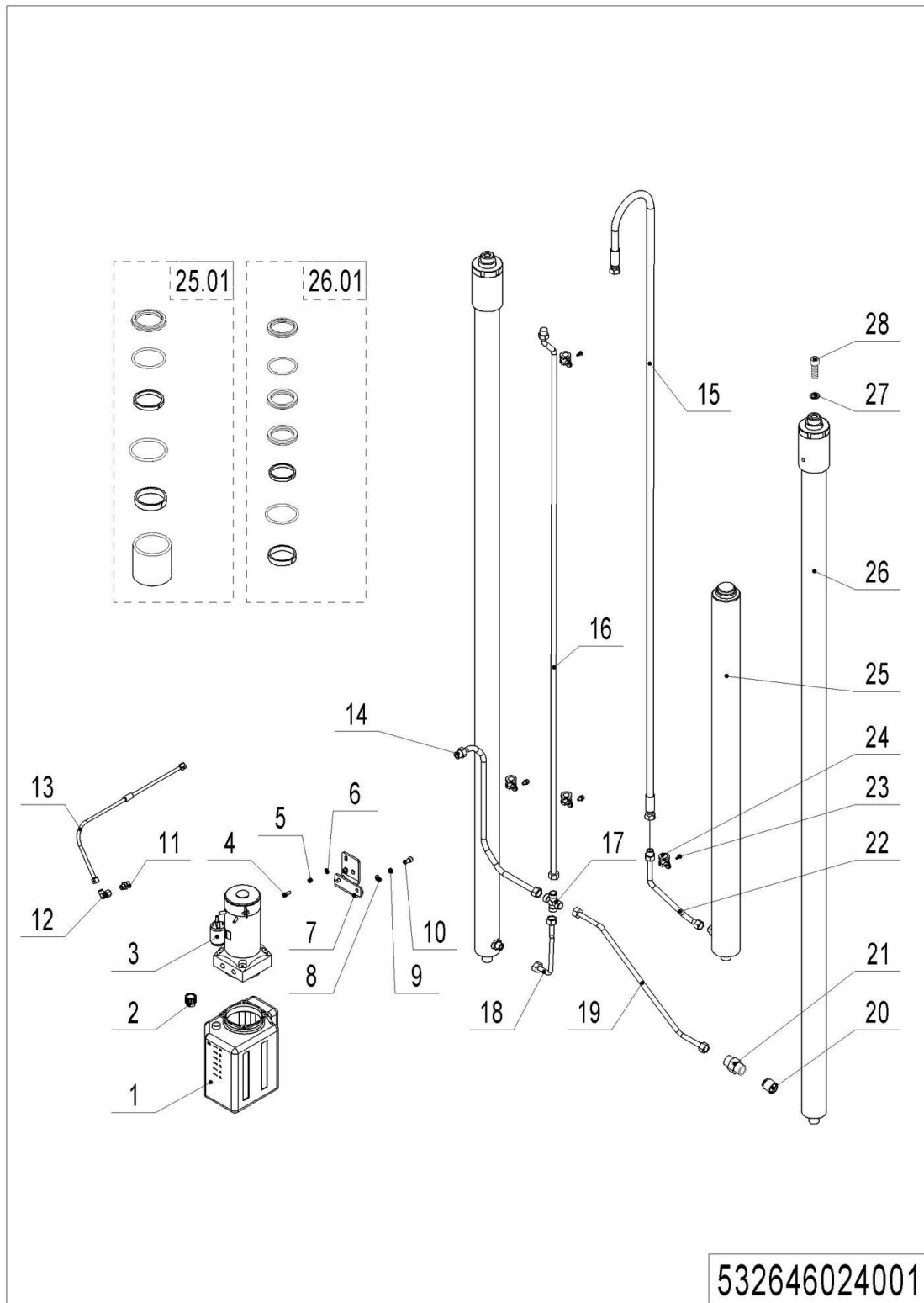
01 Hydraulic Components(Three Stage Mast) (532646024001)



01 Hydraulic Components(Three Stage Mast) (532646024001)

No.	Item Code	Mark	Item Description	Qty.	Substitute	Note
1	532619020006		Tank	1		
2	951100200004		Screw Plug	1		
3	532698510012	5	Pump Unit	1		check 532646023501
4	910200200057	1	Screw M8x20	2		
5	910400500006	1	Spring Washer	2		
6	910400100006	1	Flat Washer	2		
7	532619020005		Mounting Plate	1		
8	910400100007	1	Flat Washer	2		
9	910400500007	1	Spring Washer	2		
10	910200200075	1	Screw M10x20	2		
11	950400300007		Adapter	1		
12	950400200003		Joint	1		
13	532624020010		Hose	1		
14	532624020001		Hydraulic Steel Pipe	1		
15	532644520142		Hose	1		5000
15	532644520143		Hose	1		4300
15	532644520144		Hose	1		4600
15	532644520145		Hose	1		5500
15	532644520146		Hose	1		6000
16	532644520029		Hydraulic Steel Pipe	1		5000
16	532644520049		Hydraulic Steel Pipe	1		4300
16	532644520058		Hydraulic Steel Pipe	1		4600
16	532644520067		Hydraulic Steel Pipe	1		5500
16	532644520076		Hydraulic Steel Pipe	1		6000
17	950400800001		Adapter	1		
18	532624020006		Hydraulic Steel Pipe	1		
19	532624020007		Hydraulic Steel Pipe	1		
20	950600300001		Safety Valve	3		

01 Hydraulic Components(Three Stage Mast) (532646024001) Continuation

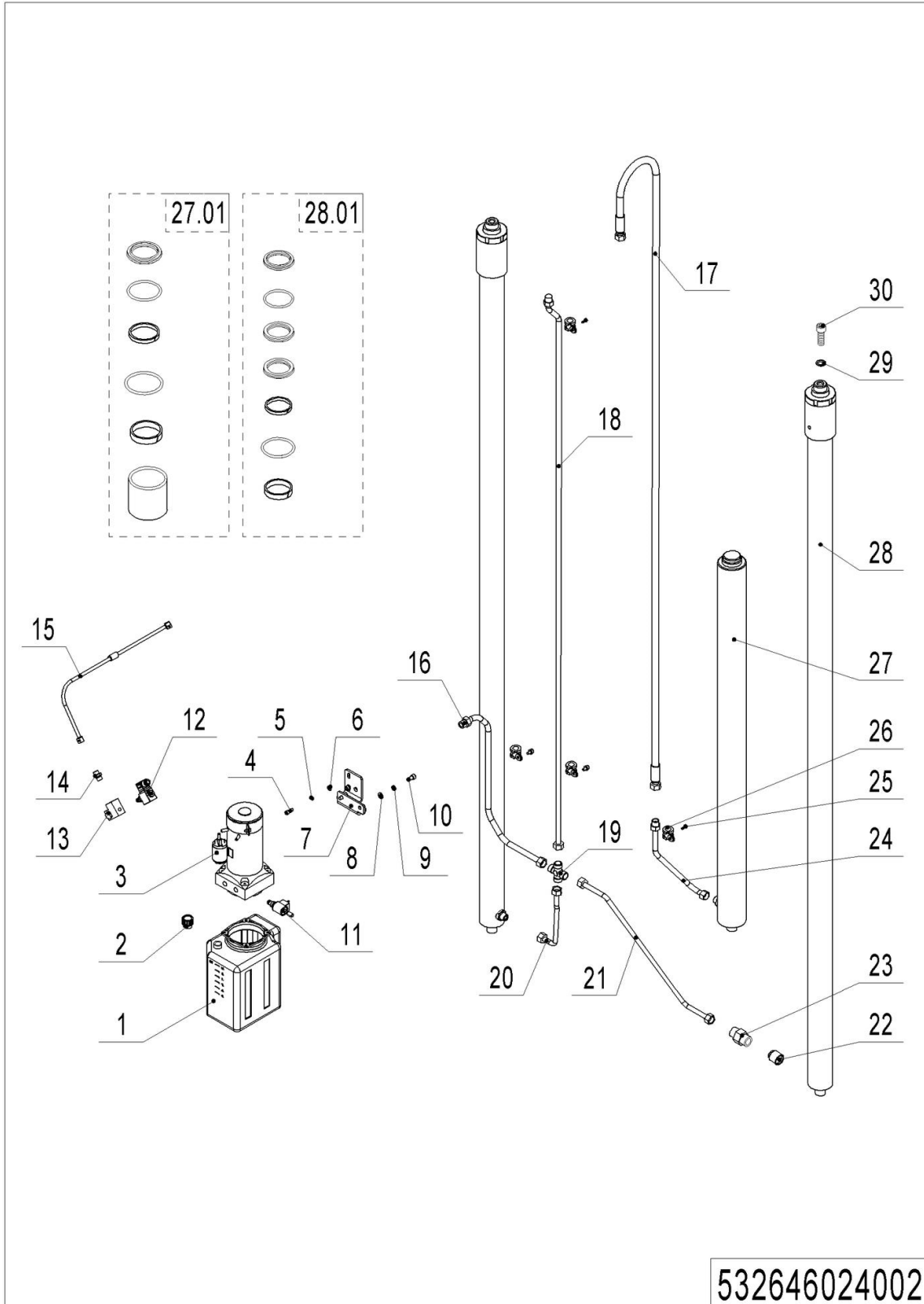


01 Hydraulic Components(Three Stage Mast) (532646024001) Continuation

No.	Item Code	Mark	Item Description	Qty.	Substitute	Note
21	950400400003		Adapter	3		
22	532644520033		Hydraulic Steel Pipe	1		
23	910200200033	1	Screw M6x12	4		
24	951000100003		Hose Clamp	4		
25	532644510002		Cylinder	1		5000
25	532644510007		Cylinder	1		4300
25	532644510012		Cylinder	1		4600
25	532644510017		Cylinder	1		5500
25	532644510022		Cylinder	1		6000
25.01	532698510007		Seal Kit	1		
26	532644510001		Cylinder	2		5000
26	532644510006		Cylinder	2		4300
26	532644510011		Cylinder	2		4600
26	532644510016		Cylinder	2		5500
26	532644510021		Cylinder	2		6000
26.01	532698510006		Seal Kit	2		
27	910400100008	1	Flat Washer	3		
28	910200200098	1	Screw M12x30	3		

02 Hydraulic Components(Three Stage Mast , proportional lifting)

(532646024002)

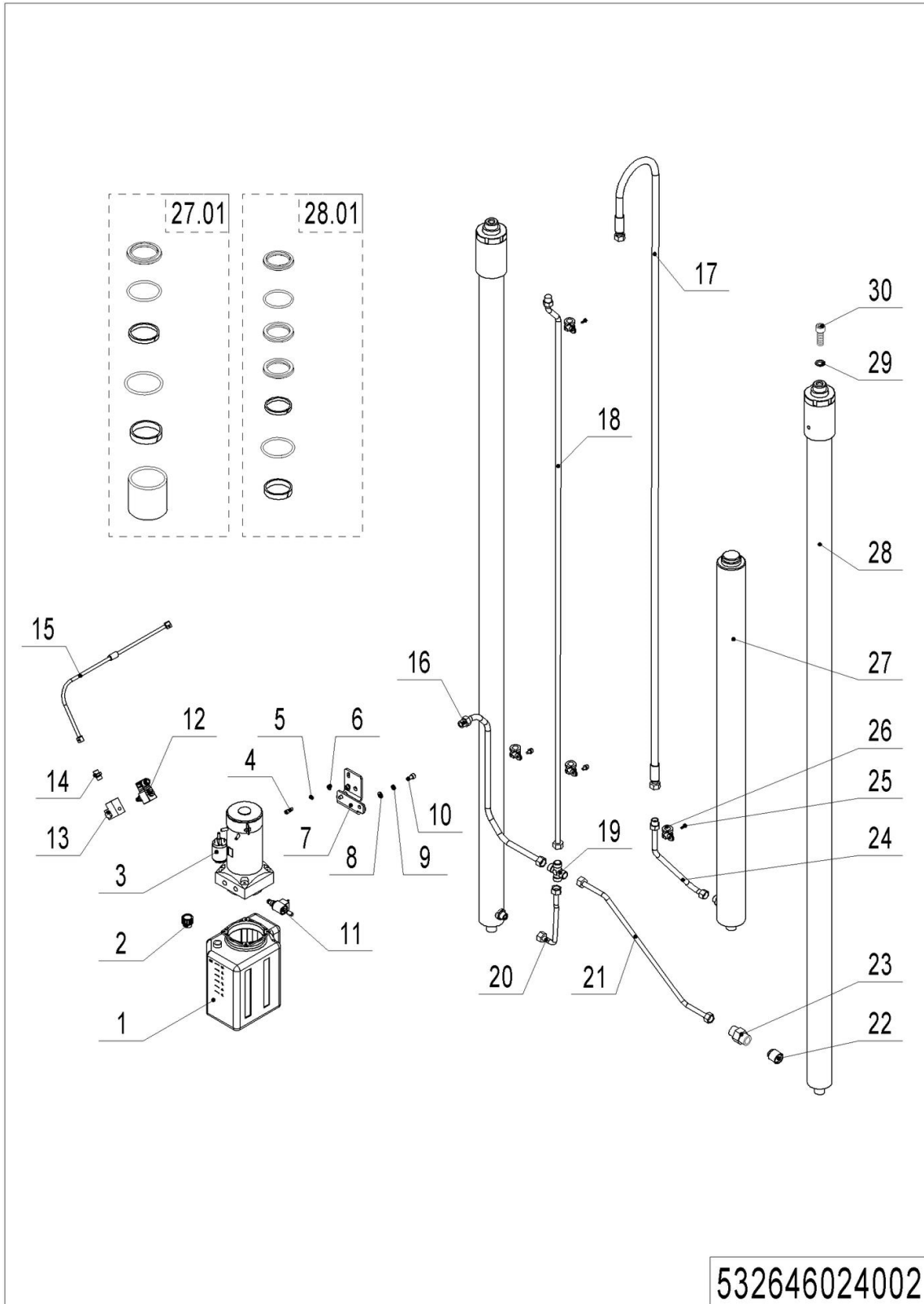


02 Hydraulic Components(Three Stage Mast, proportional lifting) (532646024002)

No.	Item Code	Mark	Item Description	Qty.	Substitute	Note
1	532619020006		Tank	1		
2	951100200004		Screw Plug	1		
3	532698510012	5	Pump Unit	1		check 532646023501
4	910200200057	1	Screw M8x20	2		
5	910400500006	1	Spring Washer	2		
6	910400100006	1	Flat Washer	2		
7	532619020005		Mounting Plate	1		
8	910400100007	1	Flat Washer	2		
9	910400500007	1	Spring Washer	2		
10	910200200075	1	Screw M10x20	2		
11	950600200001		Proportional Valve	1		
12	532698510028		Valve Element	1		
13	950600500001		Valve Plate Kit	1		
14	950400300007		Adapter	1		
15	532624020011		Hose	1		
16	532624020001		Hydraulic Steel Pipe	1		
17	532644520142		Hose	1		5000
17	532644520143		Hose	1		4300
17	532644520144		Hose	1		4600
17	532644520145		Hose	1		5500
17	532644520146		Hose	1		6000
18	532644520029		Hydraulic Steel Pipe	1		5000
18	532644520049		Hydraulic Steel Pipe	1		4300
18	532644520058		Hydraulic Steel Pipe	1		4600
18	532644520067		Hydraulic Steel Pipe	1		5500
18	532644520076		Hydraulic Steel Pipe	1		6000
19	950400800001		Adapter	1		
20	532624020006		Hydraulic Steel Pipe	1		

02 Hydraulic Components(Three Stage Mast , proportional lifting)

(532646024002) Continuation

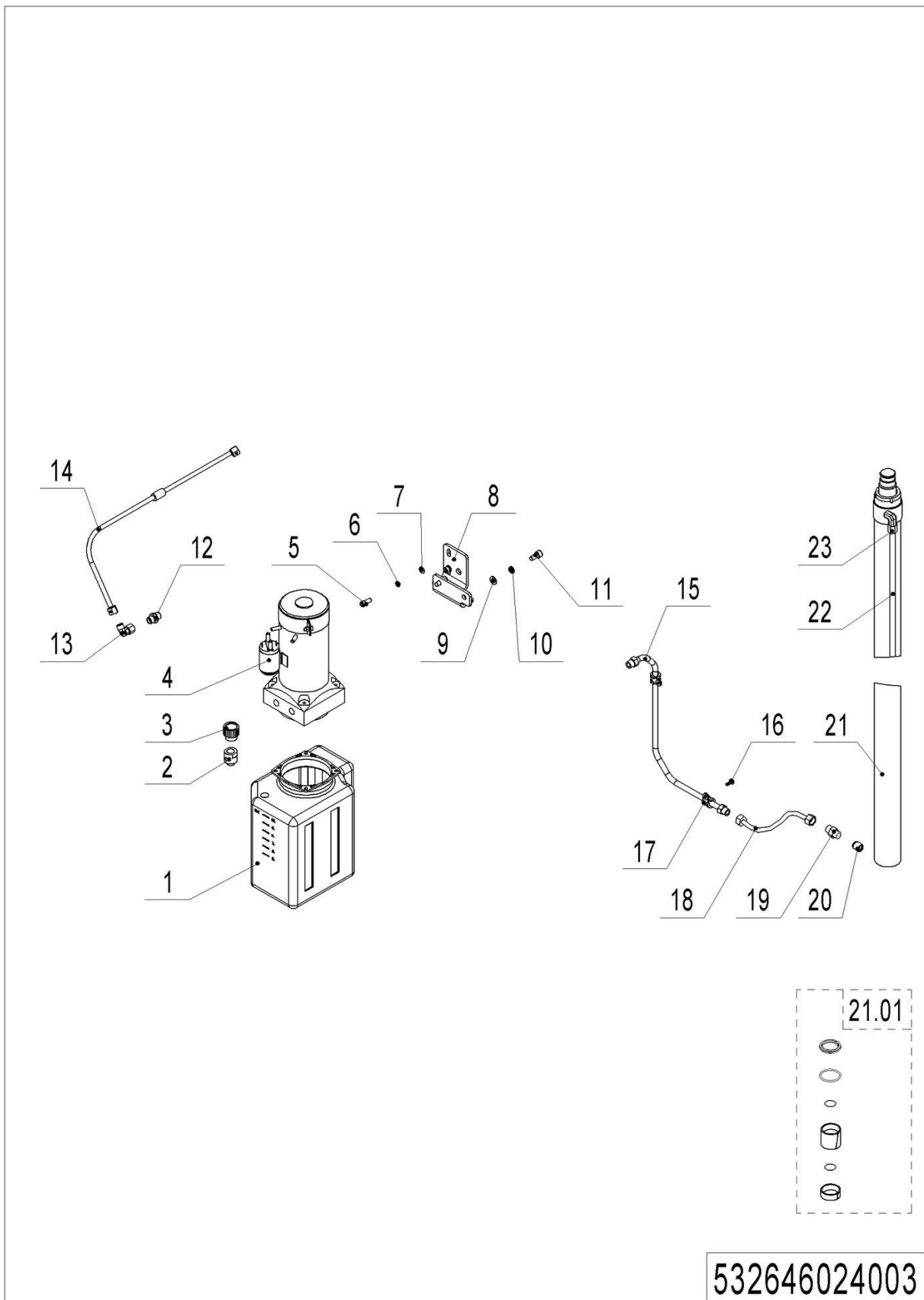


02 Hydraulic Components(Three Stage Mast, proportional lifting) (532646024002)

Continuation

No.	Item Code	Mark	Item Description	Qty.	Substitute	Note
21	532624020007		Hydraulic Steel Pipe	1		
22	950600300001		Safety Valve	3		
23	950400400003		Adapter	3		
24	532644520033		Hydraulic Steel Pipe	1		
25	910200200033	1	Screw M6x12	4		
26	951000100003		Hose Clamp	4		
27	532644510002		Cylinder	1		5000
27	532644510007		Cylinder	1		4300
27	532644510012		Cylinder	1		4600
27	532644510017		Cylinder	1		5500
27	532644510022		Cylinder	1		6000
27.01	532698510007		Seal Kit	1		
28	532644510001		Cylinder	2		5000
28	532644510006		Cylinder	2		4300
28	532644510011		Cylinder	2		4600
28	532644510016		Cylinder	2		5500
28	532644510021		Cylinder	2		6000
28.01	532698510006		Seal Kit	2		
29	910400100008	1	Flat Washer	3		
30	910200200098	1	Screw M12x30	3		

03 Hydraulic Components(Two Stage Mast) (532646024003)

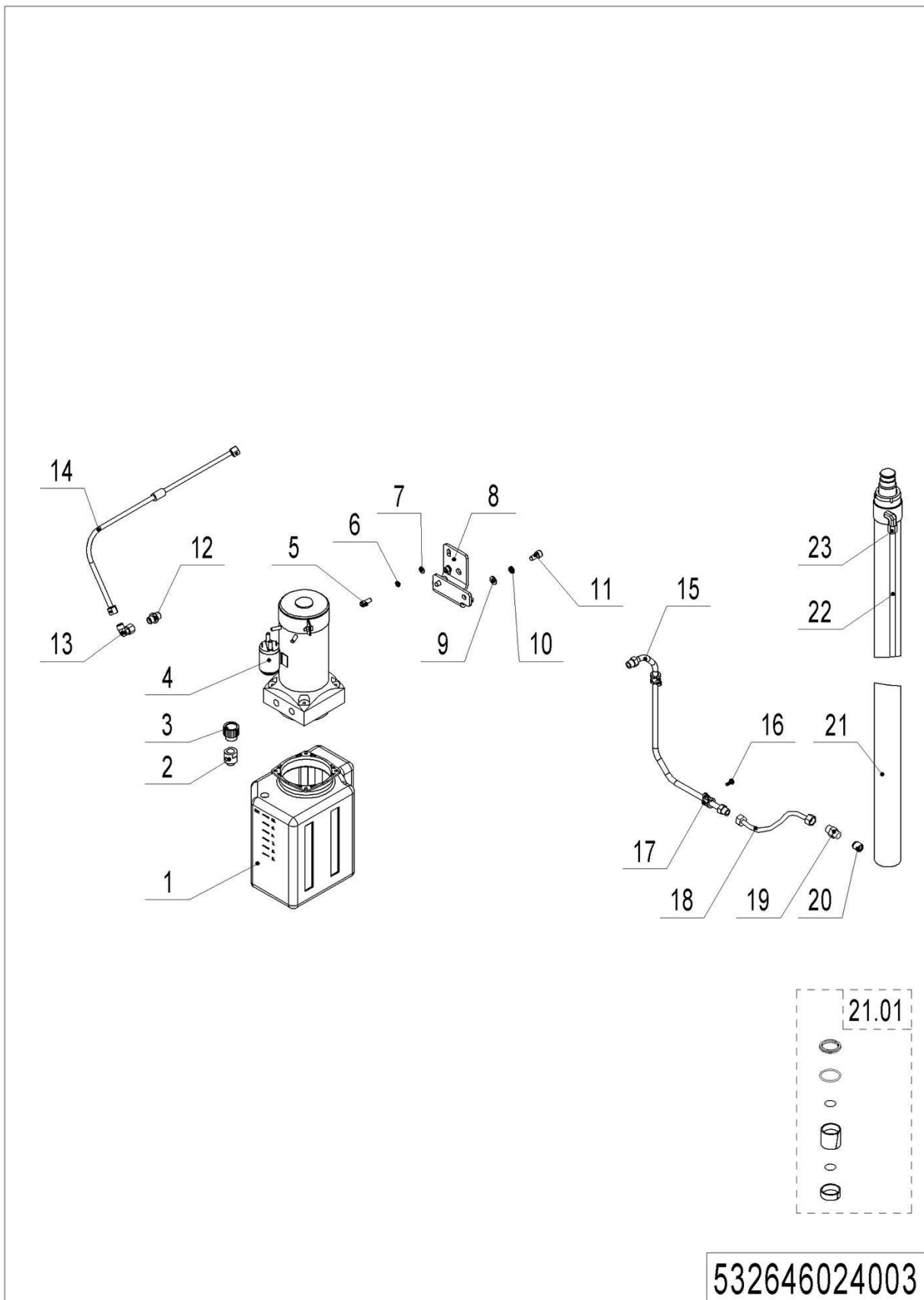


1= Supply as package. 2= Supply with constraints. 3= Phasing-out supply. 4= Supply as assembly. 5= Check other tables.

03 Hydraulic Components(Two Stage Mast) (532646024003)

No.	Item Code	Mark	Item Description	Qty.	Substitute	Note
1	532619020006		Tank	1		
2	533223520000		Adapter	1		
3	951100200004		Screw Plug	1		
4	950900100064	5	Pump Unit	1		3200/3600/4000
4	950900100070	5	Pump Unit	1		2900
5	910200200057	1	Screw M8x20	2		
6	910400500006	1	Spring Washer	2		
7	910400100006	1	Flat Washer	2		
8	532619020005		Mounting Plate	1		
9	910400100007	1	Flat Washer	2		
10	910400500007	1	Spring Washer	2		
11	910200200075	1	Screw M10x20	2		
12	950400300007		Adapter	1		
13	950400200003		Joint	1		
14	532624020012		Hose	1		
15	532624020009		Hydraulic Steel Pipe	1		
16	910200200032	1	Screw M6x10	2		
17	951000100003		Hose Clamp	2		
18	532624020013		Hose	1		
19	950400400003		Adapter	1		
20	950600300001		Safety Valve	1		
21	532644010031		Cylinder	1		2900
21	532644010037		Cylinder	1		3200
21	532644010041		Cylinder	1		3600
21	532644010045		Cylinder	1		4000
21.01	532698510001		Seal Kit	1		
22	532644020080		Return Pipe	1		2900

03 Hydraulic Components(Two Stage Mast) (532646024003) Continuation



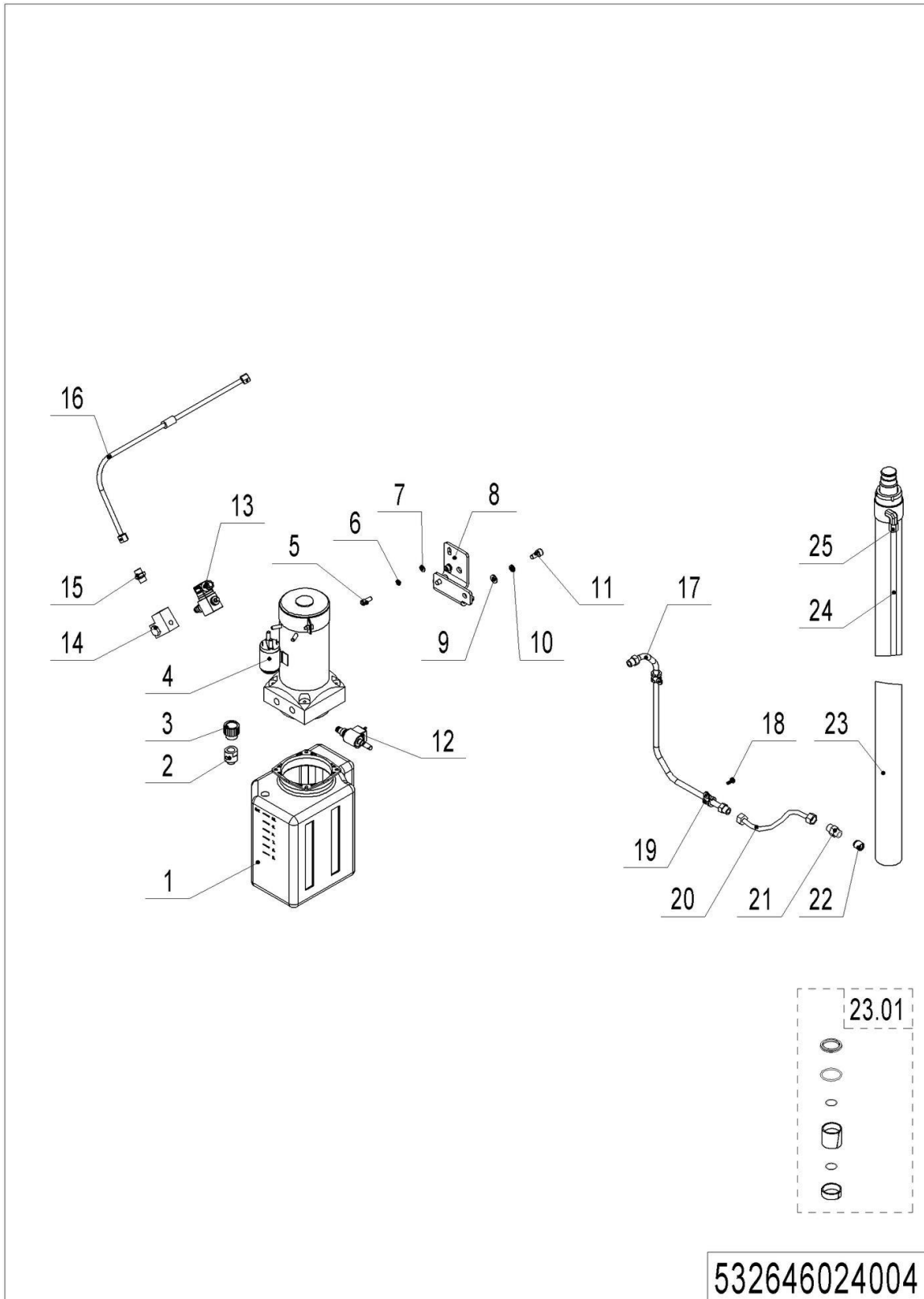
1= Supply as package. 2= Supply with constraints. 3= Phasing-out supply. 4= Supply as assembly. 5= Check other tables.

03 Hydraulic Components(Two Stage Mast) (532646024003) Continuation

No.	Item Code	Mark	Item Description	Qty.	Substitute	Note
22	532644020102		Return Pipe	1		3200
22	532644020108		Return Pipe	1		3600
22	532644020114		Return Pipe	1		4000
23	950500100001		Adapter	1		

04 Hydraulic Components(Two Stage Mast , proportional lifting)

(532646024004)



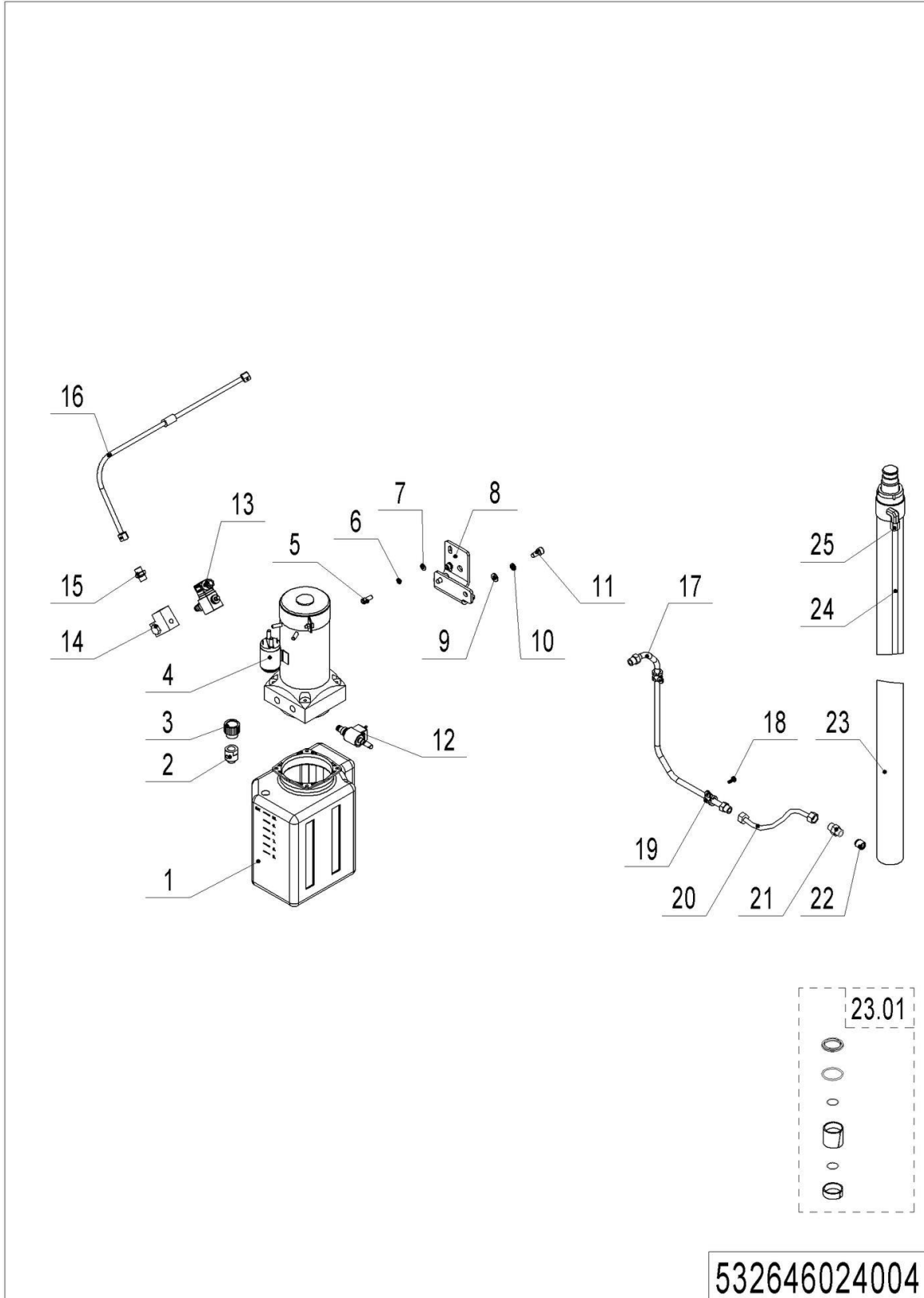
1= Supply as package. 2= Supply with constraints. 3= Phasing-out supply. 4= Supply as assembly. 5= Check other tables.

04 Hydraulic Components(Two Stage Mast, proportional lifting) (532646024004)

No.	Item Code	Mark	Item Description	Qty.	Substitute	Note
1	532619020006		Tank	1		
2	533223520000		Adapter	1		
3	951100200004		Screw Plug	1		
4	950900100064	5	Pump Unit	1		3200/3600/4000
4	950900100070	5	Pump Unit	1		2900
5	910200200057	1	Screw M8x20	2		
6	910400500006	1	Spring Washer	2		
7	910400100006	1	Flat Washer	2		
8	532619020005		Mounting Plate	1		
9	910400100007	1	Flat Washer	2		
10	910400500007	1	Spring Washer	2		
11	910200200075	1	Screw M10x20	2		
12	950600200001		Proportional Valve	1		
13	532698510028		Valve Element	1		
14	950600500001		Valve Plate Kit	1		
15	950400300007		Adapter	1		
16	532624020014		Hose	1		
17	532624020009		Hydraulic Steel Pipe	1		
18	910200200032	1	Screw M6x10	2		
19	951000100003		Hose Clamp	2		
20	532624020013		Hose	1		
21	950400400003		Adapter	1		
22	950600300001		Safety Valve	1		
23	532644010031		Cylinder	1		2900
23	532644010037		Cylinder	1		3200
23	532644010041		Cylinder	1		3600
23	532644010045		Cylinder	1		4000

04 Hydraulic Components(Two Stage Mast, proportional lifting) (532646024004)

Continuation

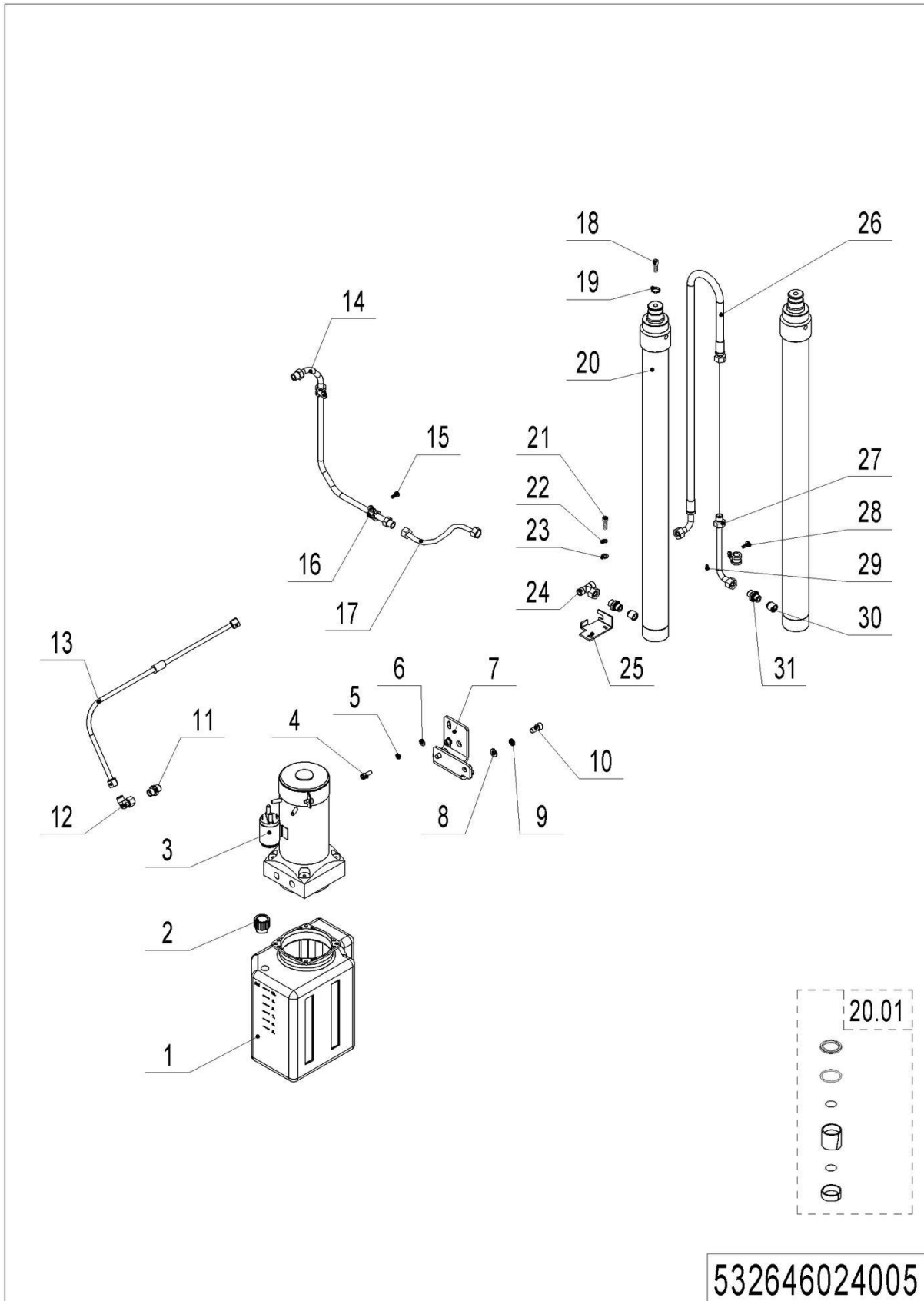


04 Hydraulic Components(Two Stage Mast, proportional lifting) (532646024004)

Continuation

No.	Item Code	Mark	Item Description	Qty.	Substitute	Note
23.01	532698510001		Seal Kit	1		
24	532644020080		Return Pipe	1		2900
24	532644020102		Return Pipe	1		3200
24	532644020108		Return Pipe	1		3600
24	532644020114		Return Pipe	1		4000
25	950500100001		Adapter	1		

05 Hydraulic Components(Two Stage Mast Full Free Lift) (532646024005)

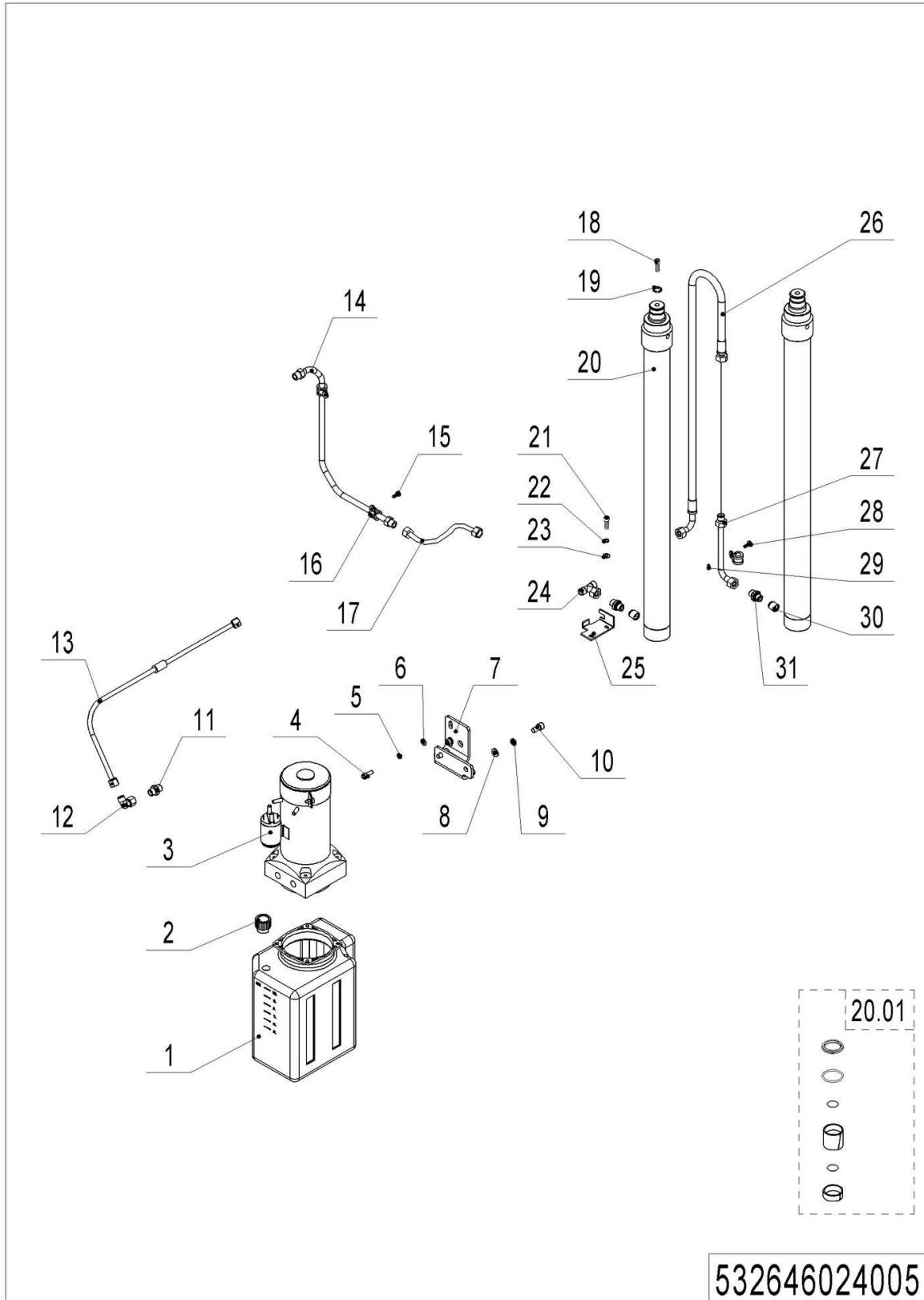


05 Hydraulic Components(Two Stage Mast Full Free Lift) (532646024005)

No.	Item Code	Mark	Item Description	Qty.	Substitute	Note
1	532619020006		Tank	1		
2	951100200004		Screw Plug	1		
3	950900100064	5	Pump Unit	1		3600
3	950900100070	5	Pump Unit	1		2900
4	910200200057	1	Screw M8x20	2		
5	910400500006	1	Spring Washer	2		
6	910400100006	1	Flat Washer	2		
7	532619020005		Mounting Plate	1		
8	910400100007	1	Flat Washer	2		
9	910400500007	1	Spring Washer	2		
10	910200200075	1	Screw M10x20	2		
11	950400300007		Adapter	1		
12	950400200003		Joint	1		
13	532624020012		Hose	1		
14	532624020009		Hydraulic Steel Pipe	1		
15	910200200032	1	Screw M6x10	2		
16	951000100003		Hose Clamp	2		
17	532624020013		Hose	1		
18	910100300049	1	Bolt M12x25	2		
19	910400100008		Flat Washer	2		
20	532643510049		Cylinder	2		2900
20	532643510054		Cylinder	2		3600
20.01	532698510005		Seal Kit	2		
21	910200200033	1	Screw M6x12	2		
22	910400500005	1	Spring Washer	2		
23	910400100005	1	Flat Washer	2		
24	950400900002		Adapter	1		

05 Hydraulic Components(Two Stage Mast Full Free Lift) (532646024005)

Continuation



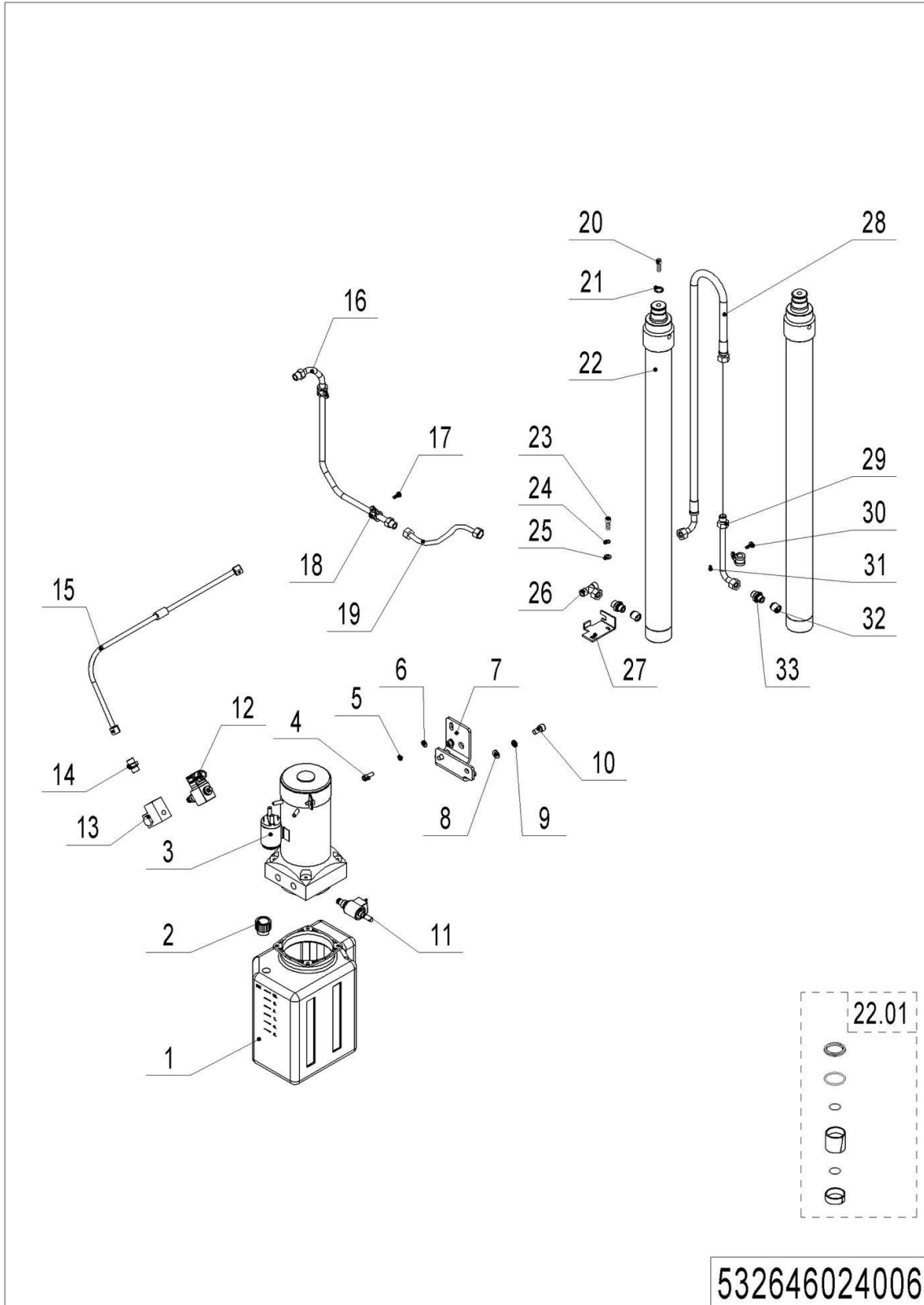
05 Hydraulic Components(Two Stage Mast Full Free Lift) (532646024005)

Continuation

No.	Item Code	Mark	Item Description	Qty.	Substitute	Note
25	532643520138		Fixing Plate	1		
26	532644520147		Hose	1		2900
26	532644520148		Hose	1		3600
27	532643520136		Hydraulic Steel Pipe	1		
28	910100300011	1	Bolt M6x20	1		
29	910300100005	1	Nut	1		
30	950600300001		Safety Valve	2		
31	950400400003		Adapter	2		

06 Hydraulic Components(Two Stage Mast Full Free Lift, proportional lifting)

(532646024006)



1= Supply as package. 2= Supply with constraints. 3= Phasing-out supply. 4= Supply as assembly. 5= Check other tables.

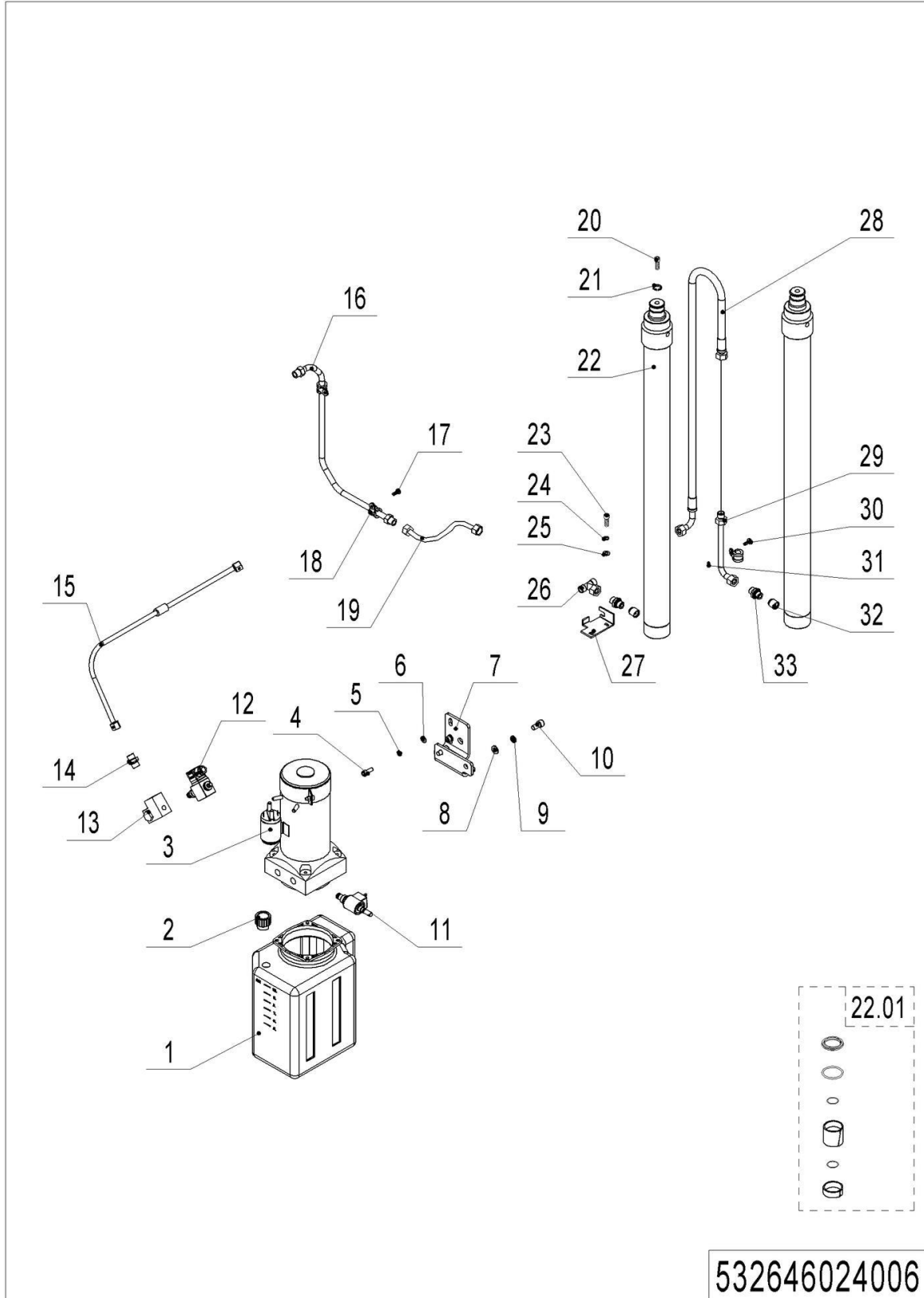
06 Hydraulic Components(Two Stage Mast Full Free Lift, proportional lifting)

(532646024006)

No.	Item Code	Mark	Item Description	Qty.	Substitute	Note
1	532619020006		Tank	1		
2	951100200004		Screw Plug	1		
3	950900100064	5	Pump Unit	1		3600
3	950900100070	5	Pump Unit	1		2900
4	910200200057	1	Screw M8x20	2		
5	910400500006	1	Spring Washer	2		
6	910400100006	1	Flat Washer	2		
7	532619020005		Mounting Plate	1		
8	910400100007	1	Flat Washer	2		
9	910400500007	1	Spring Washer	2		
10	910200200075	1	Screw M10x20	2		
11	950600200001		Proportional Valve	1		
12	532698510028		Valve Element	1		
13	950600500001		Valve Plate Kit	1		
14	950400300007		Adapter	1		
15	532624020014		Hose	1		
16	532624020009		Hydraulic Steel Pipe	1		
17	910200200032	1	Screw M6x10	2		
18	951000100003		Hose Clamp	2		
19	532624020013		Hose	1		
20	910100300049	1	Bolt M12x25	2		
20	910400100008	1	Flat Washer	2		
21	532643510049		Cylinder	2		2900
22	532643510054		Cylinder	2		3600
22.01	532698510005		Seal Kit	2		
23	910200200033	1	Screw M6x12	2		
24	910400500005	1	Spring Washer	2		

06 Hydraulic Components(Two Stage Mast Full Free Lift, proportional lifting)

(532646024006) Continuation



532646024006

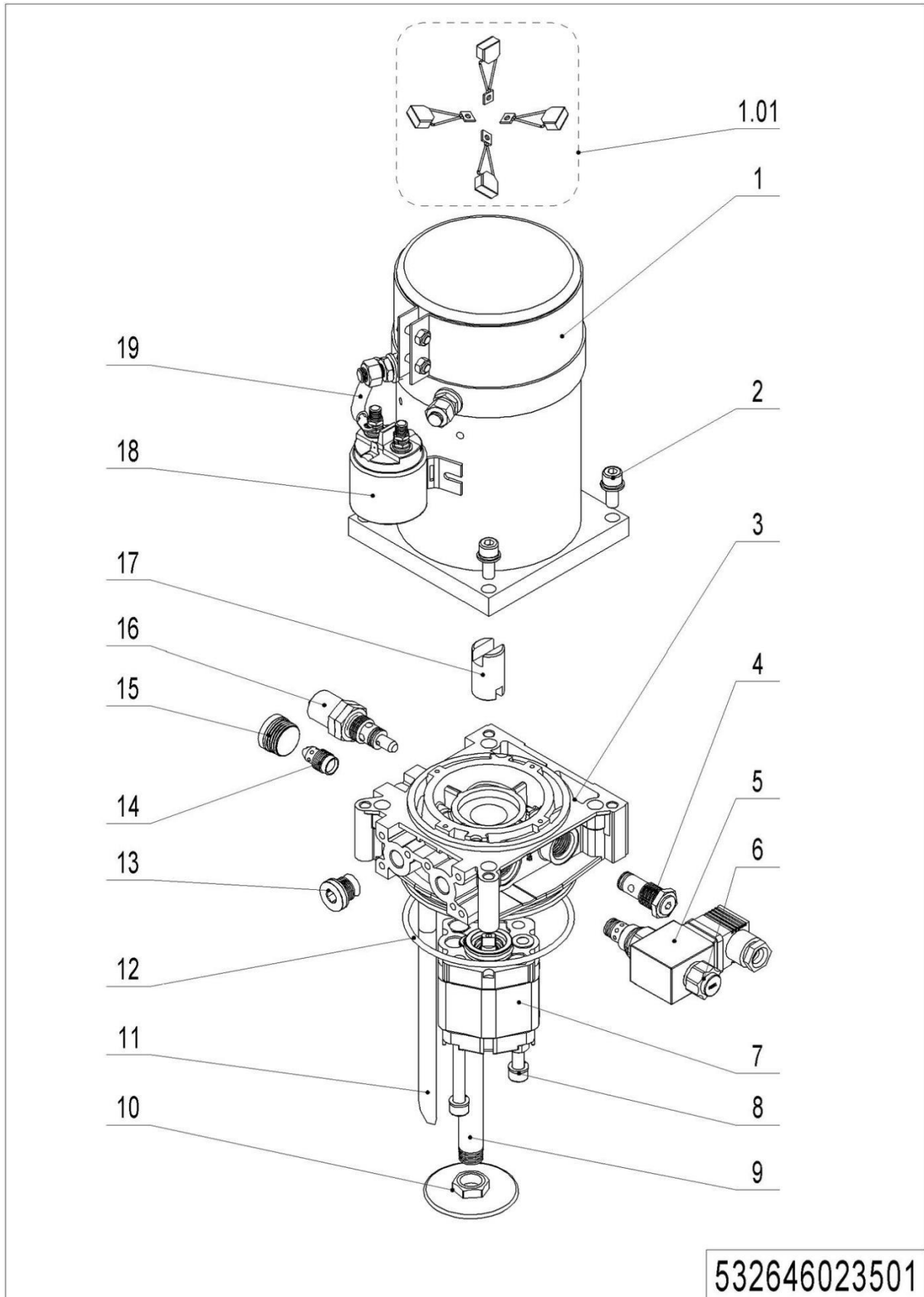
1= Supply as package. 2= Supply with constraints. 3= Phasing-out supply. 4= Supply as assembly. 5= Check other tables.

06 Hydraulic Components(Two Stage Mast Full Free Lift, proportional lifting)

(532646024006) Continuation

No.	Item Code	Mark	Item Description	Qty.	Substitute	Note
25	910400100005	1	Flat Washer	2		
26	950400900002		Adapter	1		
27	532643520138		Fixing Plate	1		
28	532644520147		Hose	1		2900
28	532644520148		Hose	1		3600
29	532643520136		Hydraulic Steel Pipe	1		
30	910100300011	1	Bolt M6x20	1		
31	910300100005	1	Nut	1		
32	950600300001		Safety Valve	2		
33	950400400003		Adapter	2		

07 Hydraulic Unit(3.0KW, 2.5cc) (532646023501)

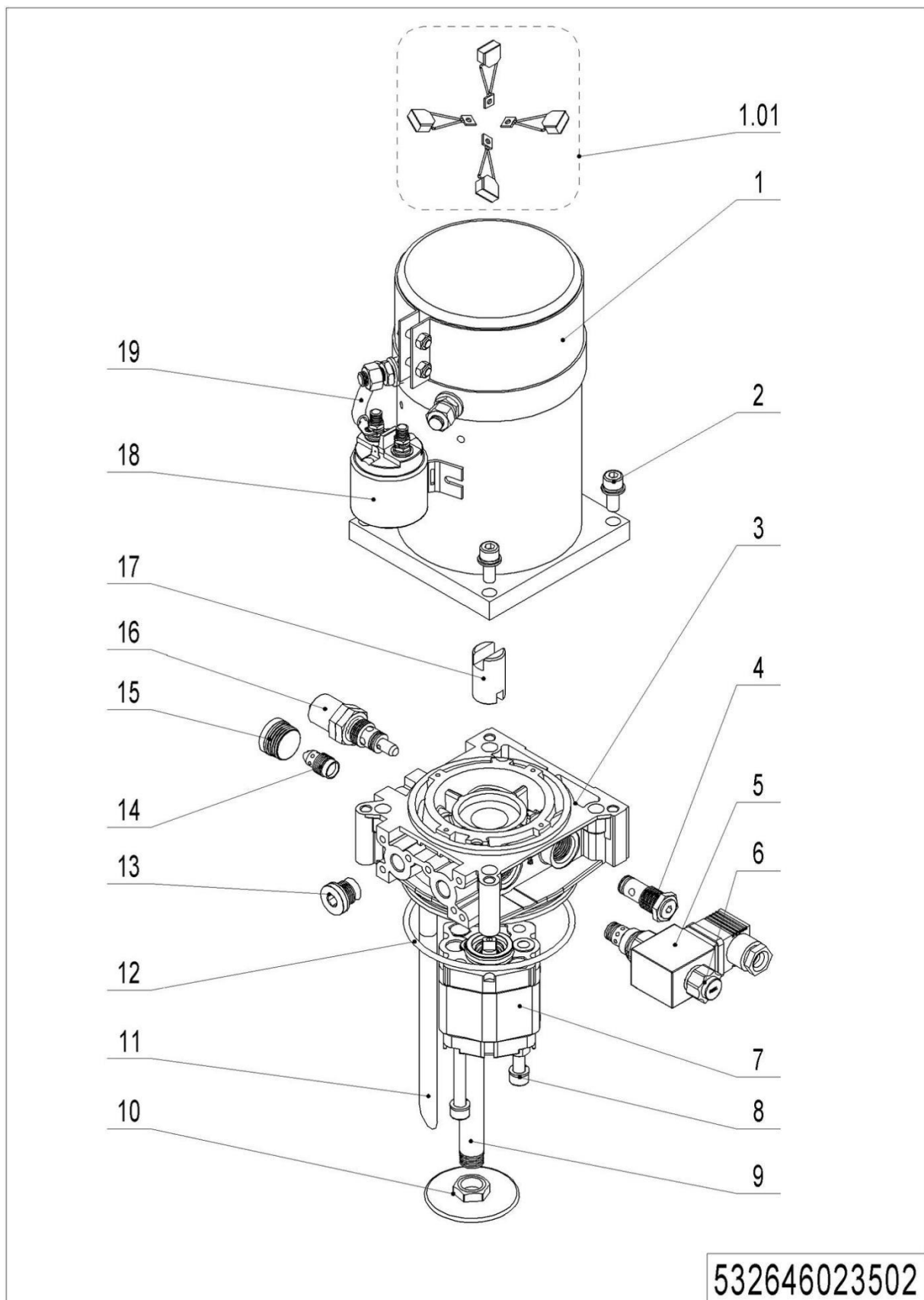


1= Supply as package. 2= Supply with constraints. 3= Phasing-out supply. 4= Supply as assembly. 5= Check other tables.

07 Hydraulic Unit(3.0KW, 2.5cc) (532646023501)

No.	Item Code	Mark	Item Description	Qty.	Substitute	Note
--	532698510012		Pump Unit	1		
1	532698510013		Motor	1		
1.01	532698510029		Carbon Brush	1		
2	532698520053		Screw	4		
3	532698520055		Valve Block	1		
4	532698510016		Check Valve	1		
5	532698510014		Coil	1		
6	532698510015		Magnetic Valve	1		
7	532698510017		Gear Pump	1		
8	532698520057		Screw	2		
9	532698520058		Oil Tube	1		
10	532698520059		Filter	1		
11	532698520060		Return Pipe	1		
12	532698520056		O-Ring	1		
13	532698520062		End Cap	1		
14	532698510019		Valve	1		
15	532698520061		End Cap	1		
16	532698510018		Overflow Valve	1		
17	532698520054		Coupling	1		
18	532698510020		Switch	1		
19	532698510021		Cables	1		

08 Hydraulic Unit(3.0KW, 3.3cc) (532646023502)

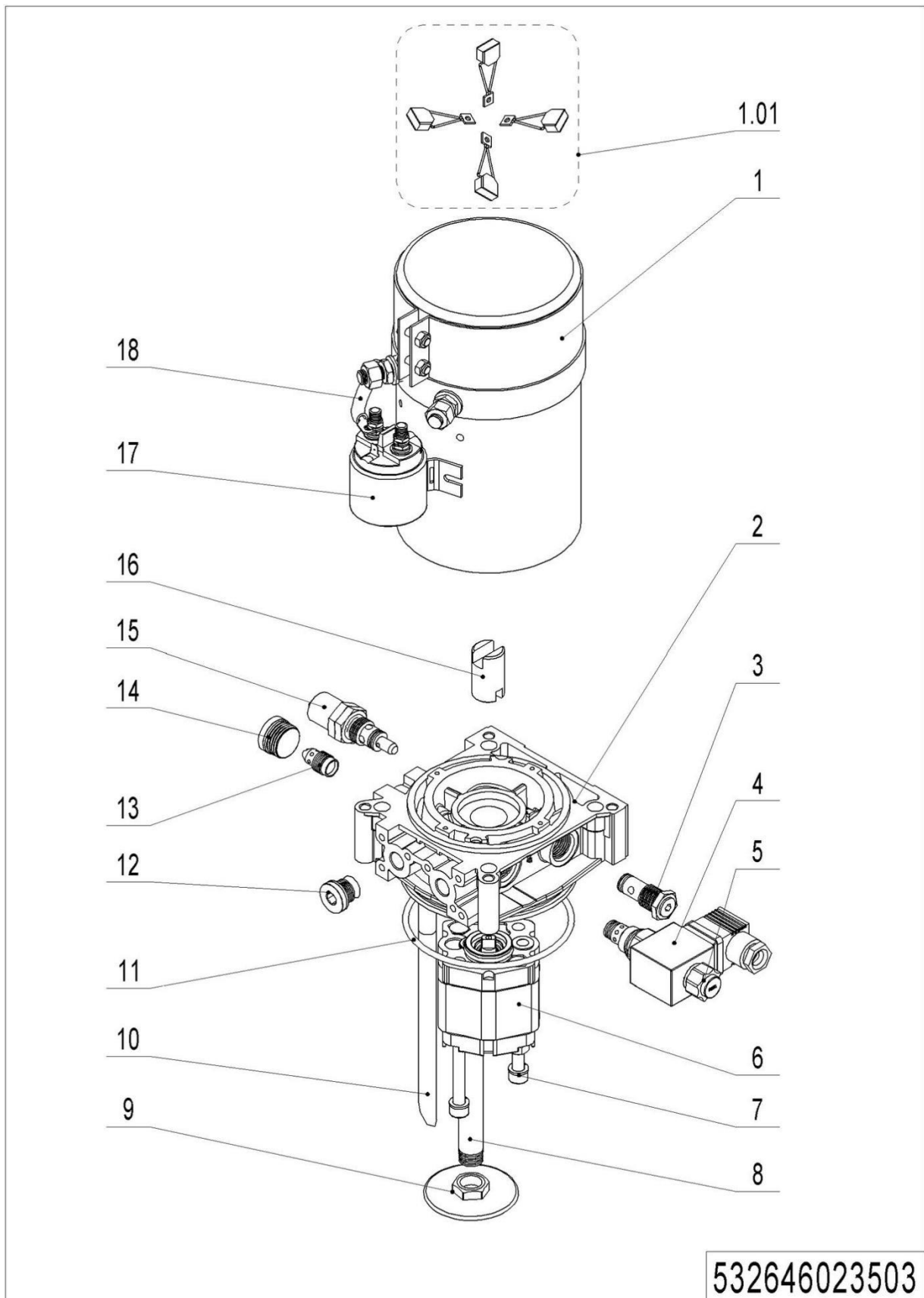


1= Supply as package. 2= Supply with constraints. 3= Phasing-out supply. 4= Supply as assembly. 5= Check other tables.

08 Hydraulic Unit(3.0KW, 3.3cc) (532646023502)

No.	Item Code	Mark	Item Description	Qty.	Substitute	Note
--	950900100064		Pump Unit	1		
1	532698510013		Motor	1		
1.01	532698510029		Carbon Brush	1		
2	532698520053		Screw	4		
3	532698520055		Valve Block	1		
4	532698510016		Check Valve	1		
5	532698510014		Coil	1		
6	532698510015		Magnetic Valve	1		
7	532698510022		Gear Pump	1		
8	532698520066		Screw	2		
9	532698520058		Oil Tube	1		
10	532698520059		Filter	1		
11	532698520060		Return Pipe	1		
12	532698520056		O-Ring	1		
13	532698520062		End Cap	1		
14	532698510023		Valve	1		
15	532698520061		End Cap	1		
16	532698510018		Overflow Valve	1		
17	532698520054		Coupling	1		
18	532698510020		Switch	1		
19	532698510021		Cables	1		

09 Hydraulic Unit(2.2KW, 2.0cc) (532646023503)



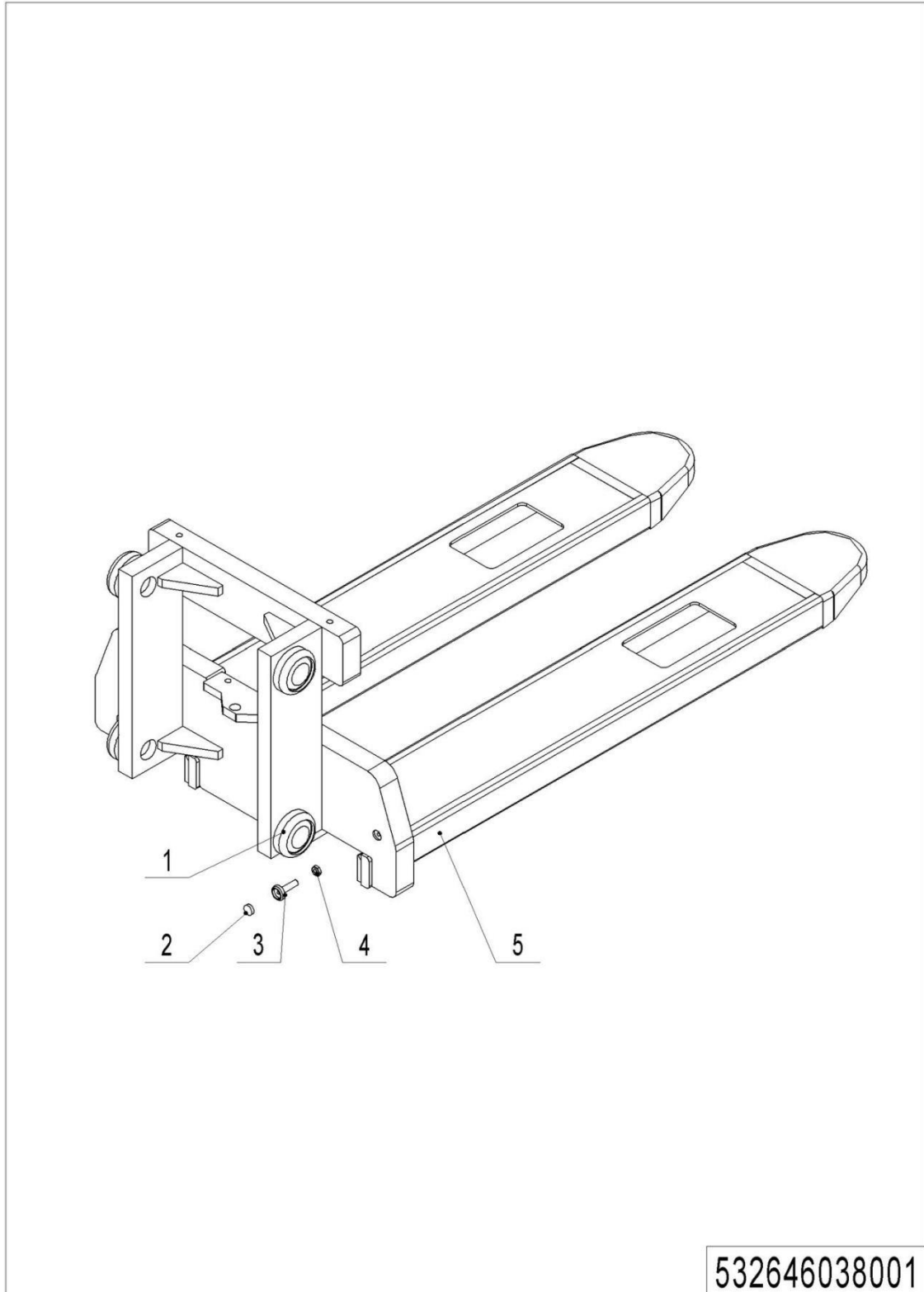
1= Supply as package. 2= Supply with constraints. 3= Phasing-out supply. 4= Supply as assembly. 5= Check other tables.

09 Hydraulic Unit(2.2KW, 2.0cc) (532646023503)

No.	Item Code	Mark	Item Description	Qty.	Substitute	Note
--	950900100070		Pump Unit	1		
1	532698510024		Motor	1		
1.01	532698510030		Carbon Brush	1		
2	532698520065		Valve Block	1		
3	532698510016		Check Valve	1		
4	532698510014		Coil	1		
5	532698510015		Magnetic Valve	1		
6	532698510026		Gear Pump	1		
7	532698520057		Screw	2		
8	532698520058		Oil Tube	1		
9	532698520059		Filter	1		
10	532698520060		Return Pipe	1		
11	532698520056		O-Ring	1		
12	532698520062		End Cap	1		
13	532698510027		Valve	1		
14	532698520061		End Cap	1		
15	532698510018		Overflow Valve	1		
16	532698520067		Wire Harness	1		
17	532698510020		Switch	1		
18	532698510025		Cables	1		

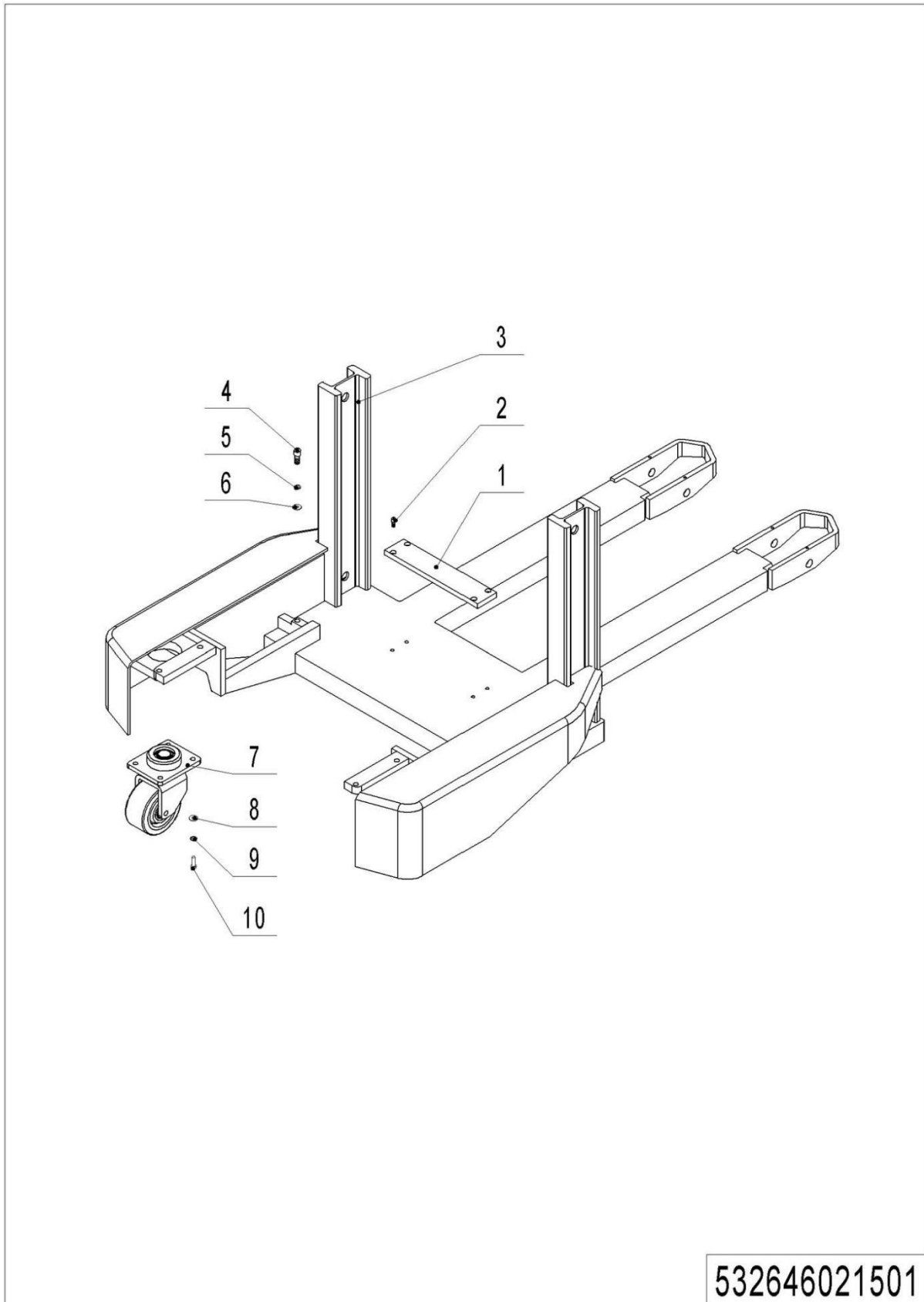
Chapter 3: Truck Frame

01 Fork Carriage (532646038001)



01 Fork Carriage (532646038001)

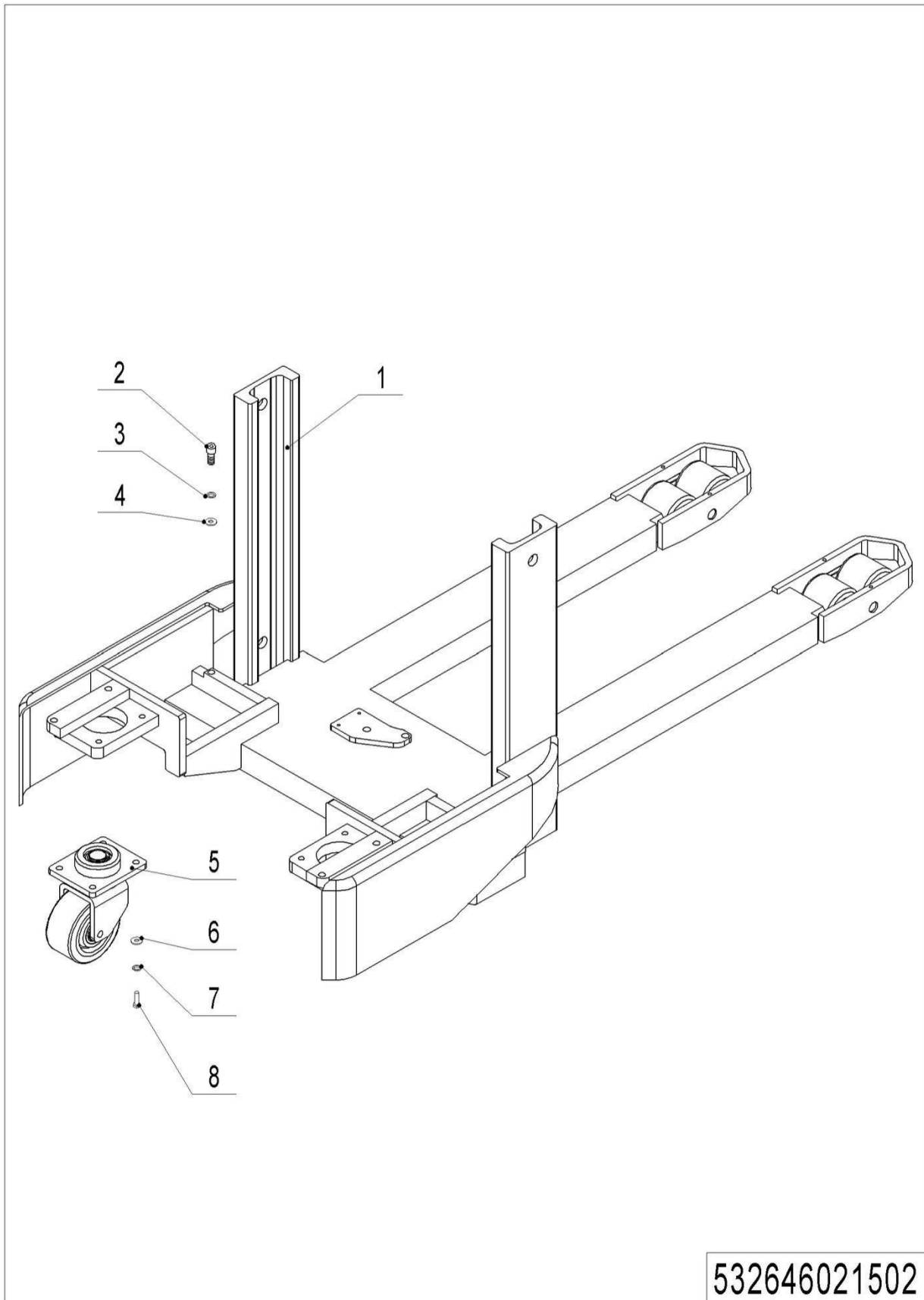
No.	Item Code	Mark	Item Description	Qty.	Substitute	Note
1	940200300005		Compound Roller	4		
2	940600100001		Magnetic Steel	1		
3	940600200002		Mounting Base	1		Triple Mast
4	910300300005	1	Nut	1		Double Mast
5	532638010001	2	Fork(570x1150)	1		Triple Mast, 570×1150
5	532638010002	2	Fork(685x1150)	1		Triple Mast, 685×1150
5	532638010004	2	Fork(570x1150)	1		Double Mast, 570×1150
5	532638010005	2	Fork(685x1150)	1		Double Mast, 685×1150

02 Chassis (Three Stage Mast) (532646021501)

1= Supply as package. 2= Supply with constraints. 3= Phasing-out supply. 4= Supply as assembly. 5= Check other tables.

02 Chassis (Three Stage Mast) (532646021501)

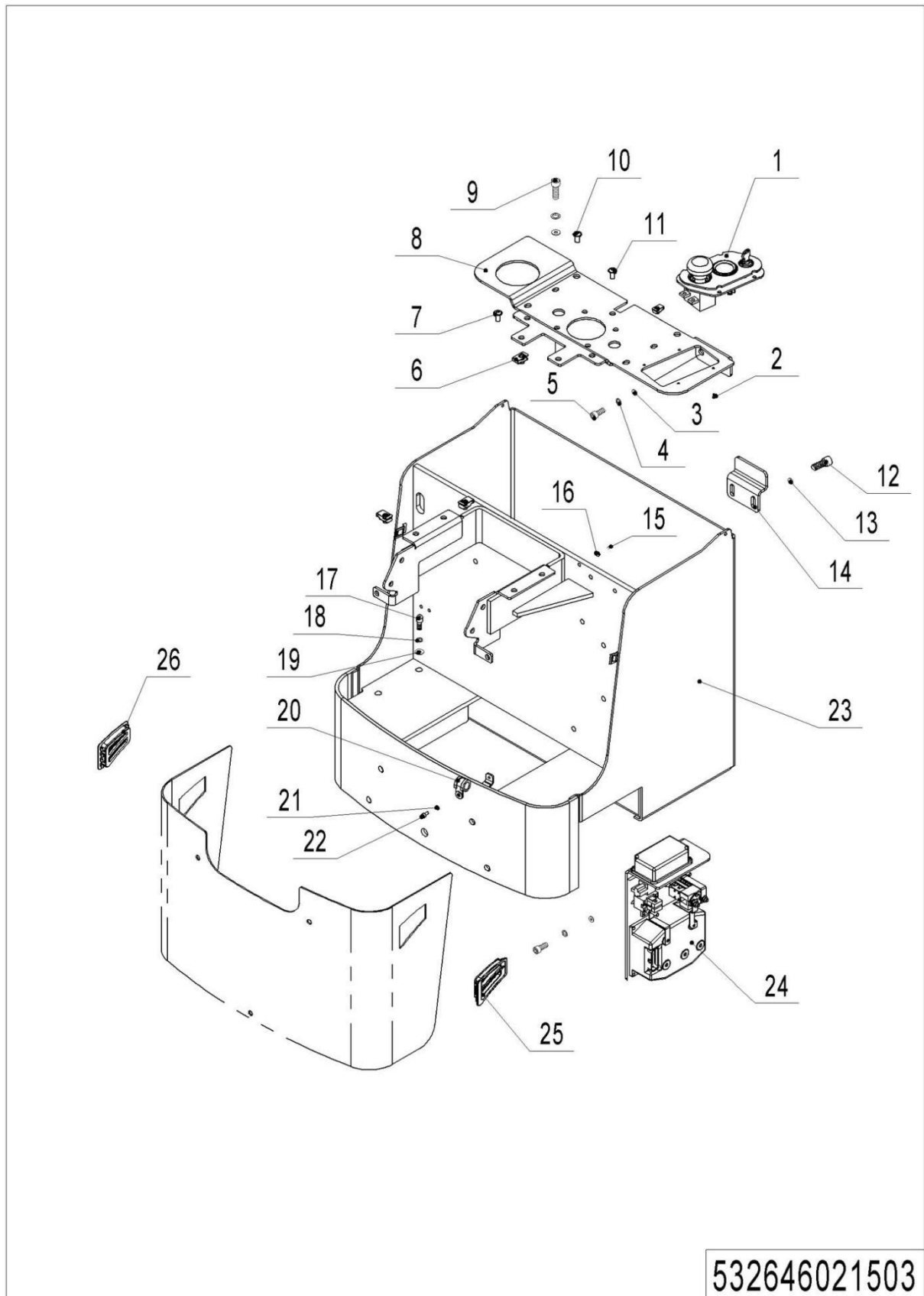
No.	Item Code	Mark	Item Description	Qty.	Substitute	Note
1	532621520026		Crash Pad	1		
2	910200200055	1	Screw M8x16	4		
3	532621510001	2	Chassis(570x1150)	1		570x1150
3	532621510003	2	Chassis(685x1150)	1		685x1150
4	910200200097	1	Screw M12x25	2		
5	910400100008	1	Flat Washer	2		
6	910400500008	1	Spring Washer	2		
7	532616510000		Caster Assembly	2		check 532646016501
8	910400100007	1	Flat Washer	8		
9	910400500007	1	Spring Washer	8		
10	910200200078	1	Screw M10x35	8		

03 Chassis (Two Stage Mast) (532646021502)

1= Supply as package. 2= Supply with constraints. 3= Phasing-out supply. 4= Supply as assembly. 5= Check other tables.

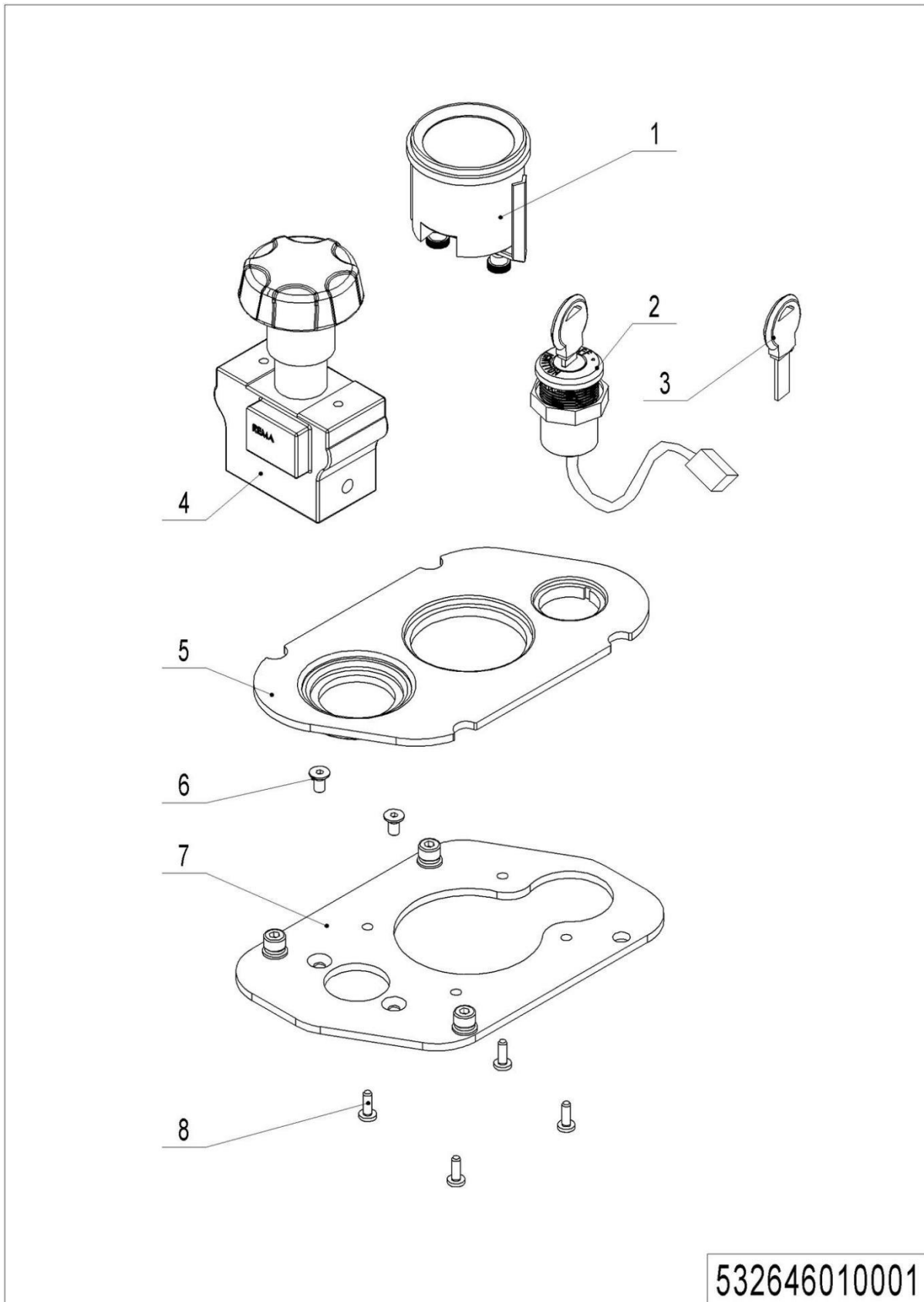
03 Chassis (Two Stage Mast) (532646021502)

No.	Item Code	Mark	Item Description	Qty.	Substitute	Note
1	532621510007	2	Chassis(570x1150)	1		570x1150
1	532621510009	2	Chassis(685x1150)	1		685x1150
2	910200200097	1	Screw M12x25	2		
3	910400100008	1	Flat Washer	2		
4	910400500008	1	Spring Washer	2		
5	532616510000		Caster Assembly	2		check 532646016501
6	910400100007	1	Flat Washer	8		
7	910400500007	1	Spring Washer	8		
8	910200200078	1	Screw M10x35	8		

04 Truck body (532646021503)

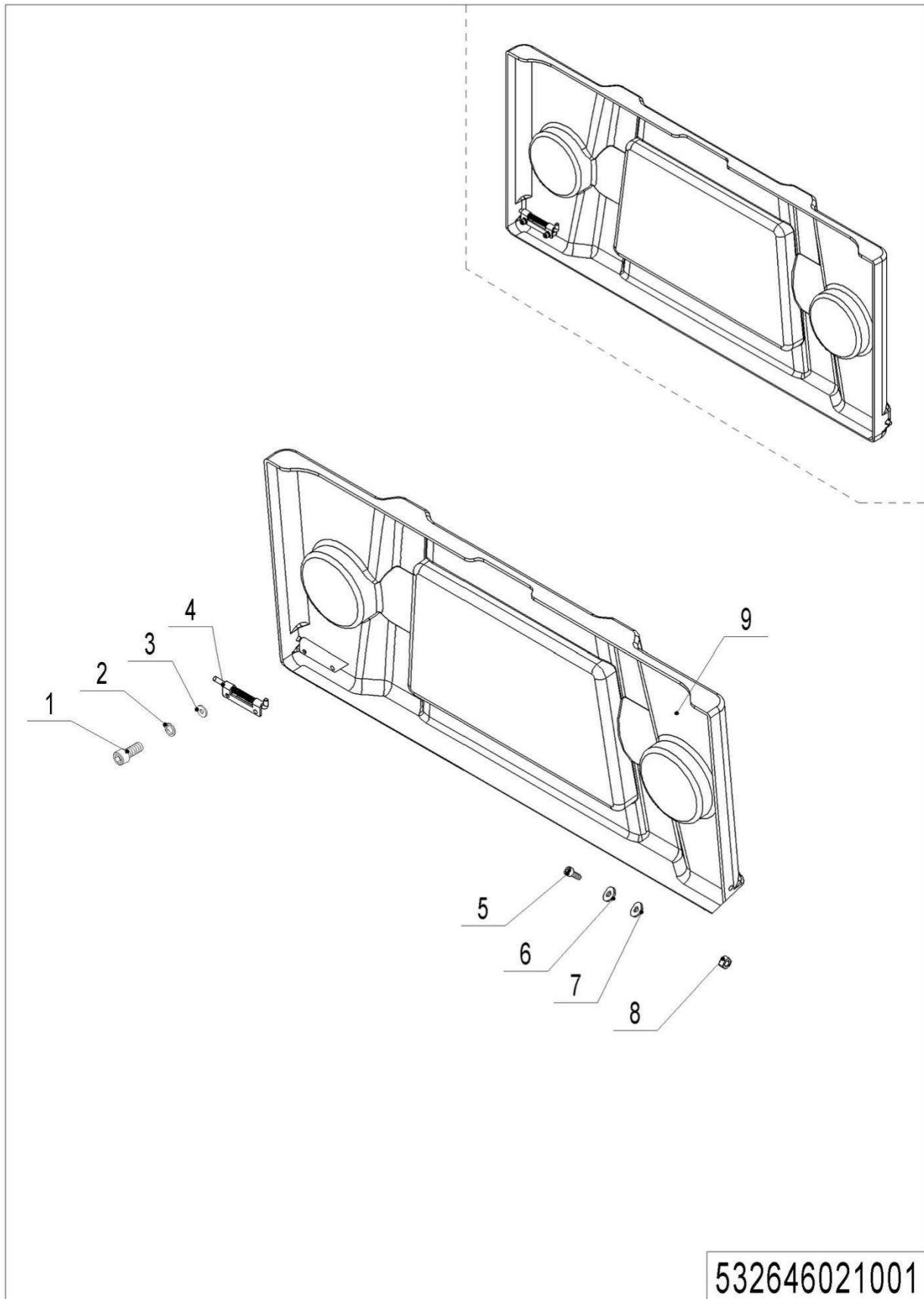
04 Truck body (532646021503)

No.	Item Code	Mark	Item Description	Qty.	Substitute	Note
1	505610001000		Display Kit	1		
2	910200200036	1	Screw M6x20	4		
3	910400100007	1	Flat Washer	8		
4	910400500007	1	Spring Washer	8		
5	910200200075	1	Screw M10x20	4		
6	940400400003		Cage Nut	13		
7	941100100003	1	Screw M10x35	4		
8	532621520025		Panel	1		
9	910200200078	1	Screw M10x35	4		
10	941100100002	1	Screw M10x55	2		
11	941100100004	1	Screw M10x30	1		
12	910200200021	1	Screw M5x10	4		Double Mast
13	910400100004	1	Washer	5		Double Mast
14	532621520061		Top Plate	2		Double Mast
15	910200200060	1	Screw M8x35	2		
16	910300100006	1	Nut	2		
17	910200200099	1	Screw M12x35	4		
18	910400500008	1	Spring Washer	4		
19	910400100008	1	Flat Washer	4		
20	951000100004		Hose Clamp	1		
21	910400500005	1	Spring Washer	1		
22	910200200033	1	Screw M6x12	1		
23	532621510002	2	Box-Battery	1		Triple Mast
23	532621510008	2	Box-Battery	1		Double Mast
24	505621520034		Mounting Plate	1		
25	505621510004		Vent Kit	1		
26	505621510003		Vent Kit	1		

05 Instrument assembly (532646010001)

05 Instrument assembly (532646010001)

No.	Item Code	Mark	Item Description	Qty.	Substitute	Note
1	921100100044		Battery Indicator	1		XL, 803
1	921100100001		Battery Indicator	1		Curtis, 803
1	921100100094		Battery Indicator	1		XL, 807
1	921100100004		Battery Indicator	1		Curtis, 840
2	920200200025		Key Switch	1		plumbic acid
2	920200200028		Key Switch	1		Lithium battery
3	505698520031		Key	1		
4	920200100001		Emergency Button	1		
4	920200100031		Emergency Button	1		MSD
5	505610020000		Panel	1		
6	910200400010	1	Screw M5x10	2		
7	505610020001		Fixing Plate	1		
8	910201300001	1	Screw M4x12	4		

06 Cell Cover (532646021001)

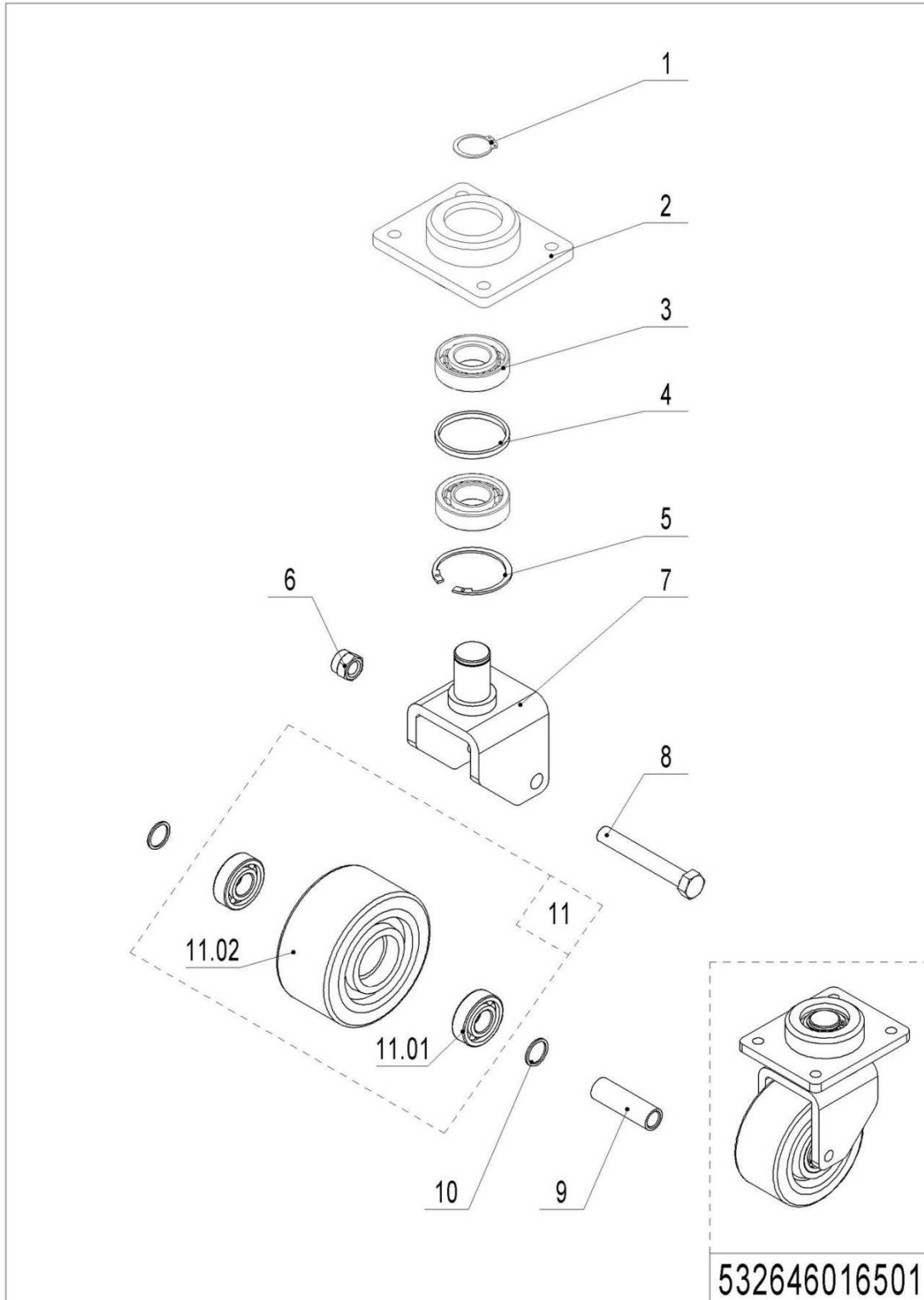
1= Supply as package. 2= Supply with constraints. 3= Phasing-out supply. 4= Supply as assembly. 5= Check other tables.

06 Cell Cover (532646021001)

No.	Item Code	Mark	Item Description	Qty.	Substitute	Note
--	532621010001		Battery Cover Kit	1		Triple Mast
--	532621010002		Battery Cover Kit	1		Double Mast
1	910200200013	1	Screw M4x10	2		
2	910400500003	1	Spring Washer	2		
3	910400100003	1	Flat Washer	2		
4	940800900001		Lock Pin	1		
5	910200200024	1	Screw M5x20	1		
6	910400500004	1	Spring Washer	1		
7	910400100004	1	Washer	1		
8	910300300002	1	Nut	1		
9	532621020001		Battery Cover	1		Triple Mast
9	532621020002		Battery Cover	1		Double Mast

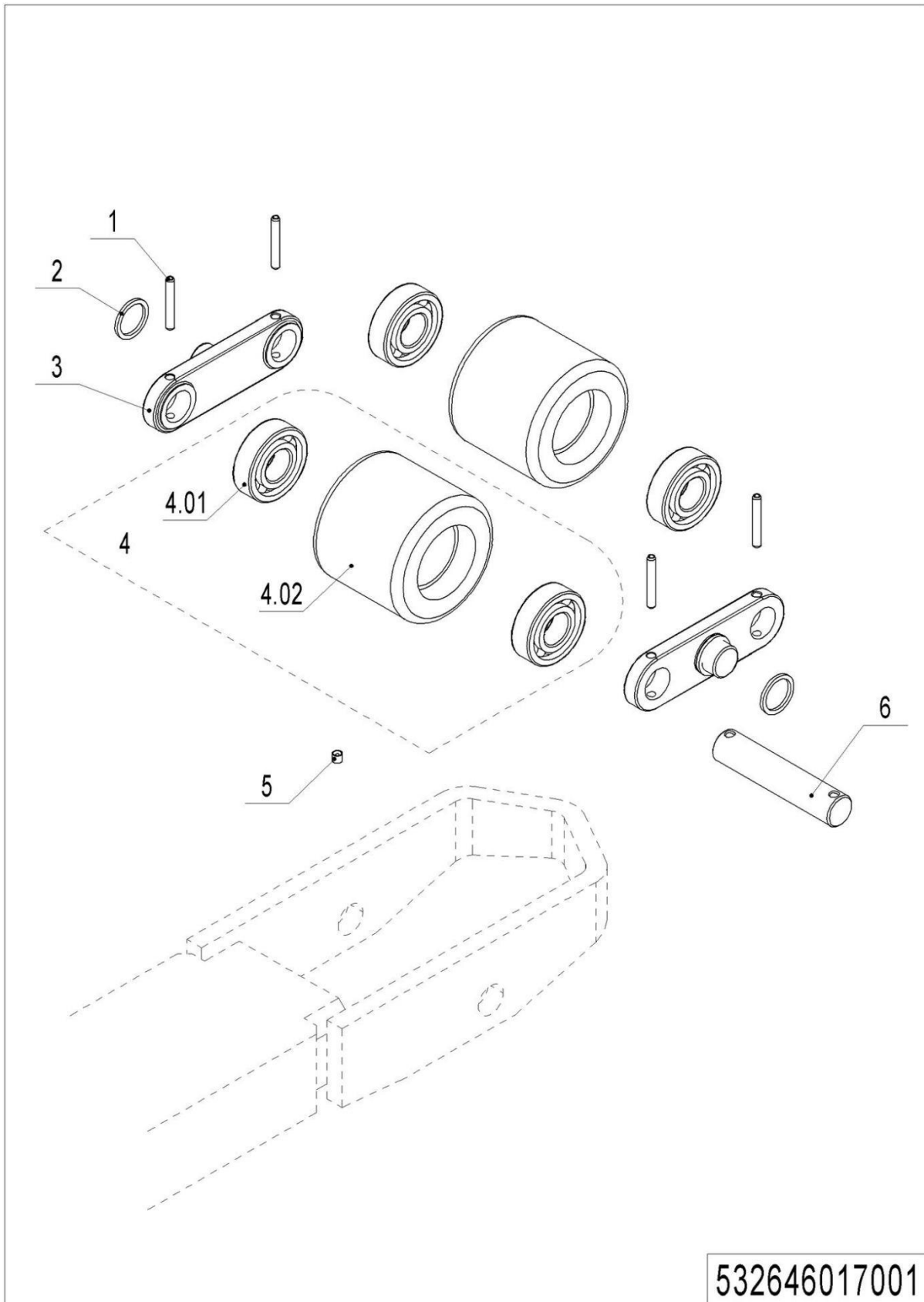
Chapter 4: Steering System, Braking System, Wheels

01 Caster (532646016501)



01 Caster (532646016501)

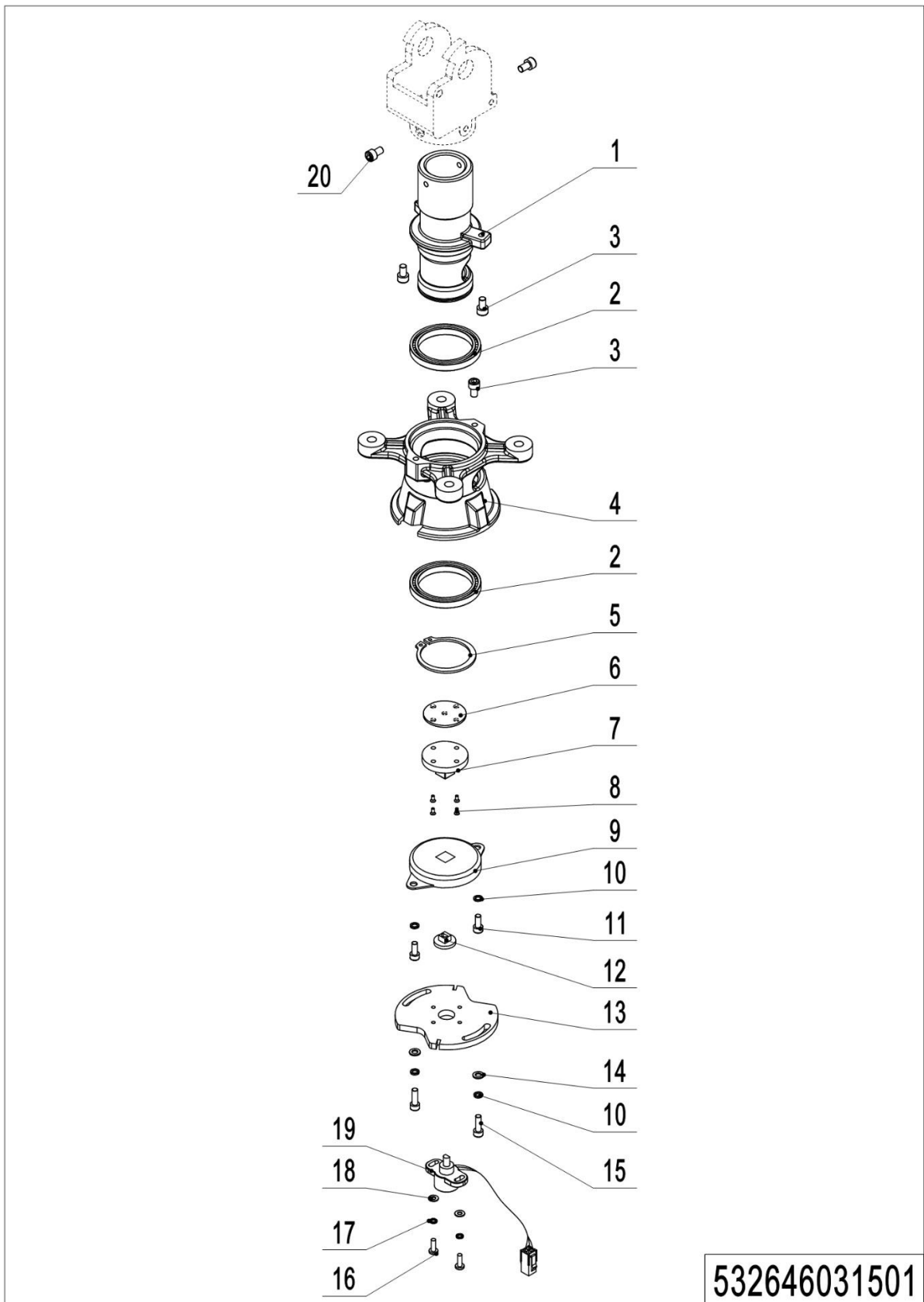
No.	Item Code	Mark	Item Description	Qty.	Substitute	Note
--	532616510000		Caster Assembly	2		
1	910401300016	1	Circlip	1		
2	532616520002		Bearing Base	1		
3	910700400004		Bearing	2		
4	532616520001		Circlip	1		
5	910401400018	1	Circlip	1		
6	910300500007	1	Nut	1		
7	532616510001		Wheel Carrier	1		
8	910100100069	1	Bolt M14x100	1		
9	532616520003		Bushing	1		
10	940600500014		Washer	2		
11	532698510004		Wheel Kits	1		
11.01	910700200019		Bearing	2		
11.02	940300300019		WheelΦ124x60	1		

02 Load Wheel (532646017001)

02 Load Wheel (532646017001)

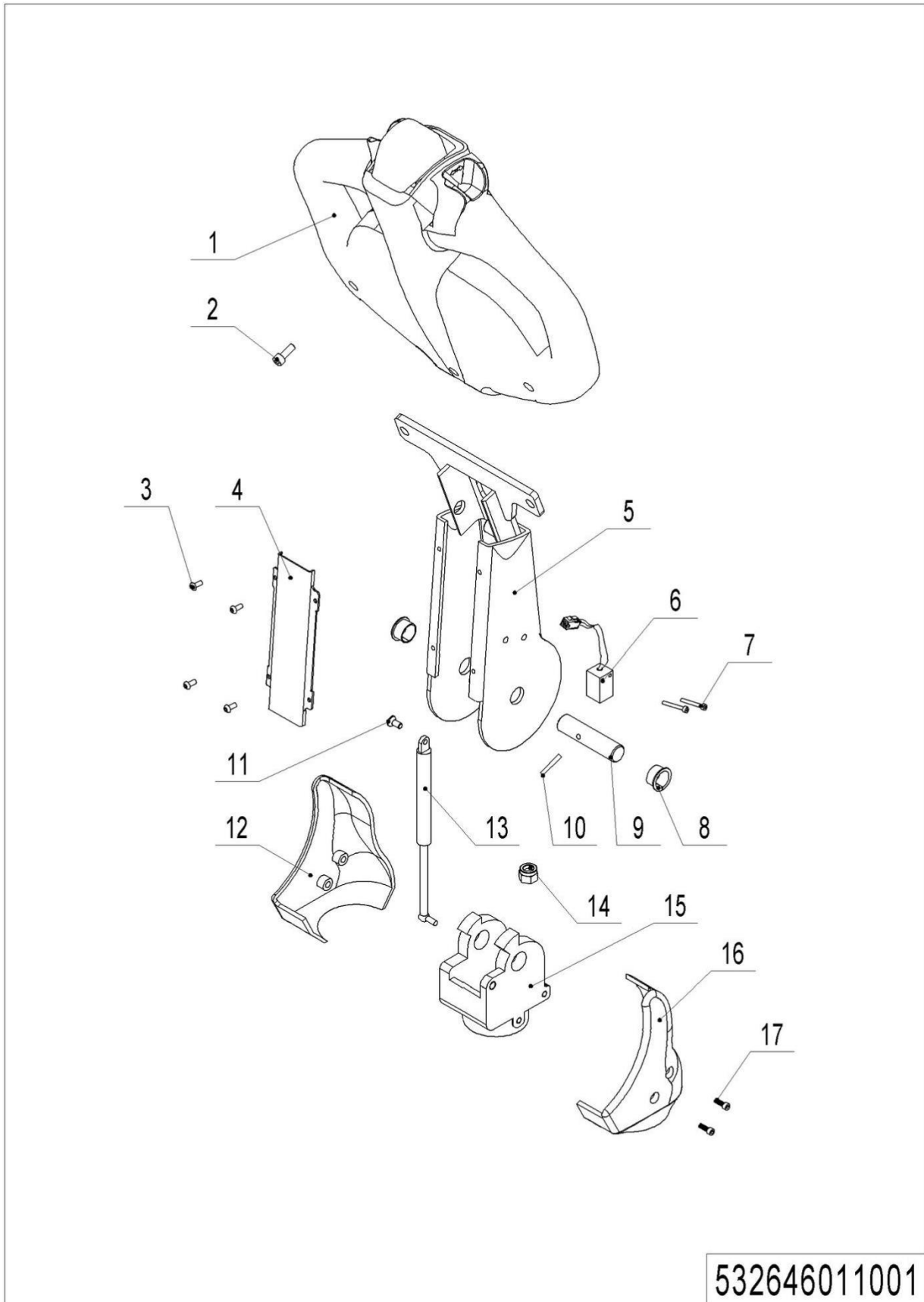
No.	Item Code	Mark	Item Description	Qty.	Substitute	Note
1	910600400027	1	Spring Pin 5x35	8		
2	940600500014		Washer	4		
3	532617020002		Connecting Plate	4		
4	502398510002		Wheel Kits	4		
4.01	910700200019		Bearing	8		
4.02	940300300005		WheelΦ80x70	4		
5	911200100001	1	Oil Cup	4		
6	502317020001		Wheel Axle	4		

03 Electronic Steering Assembly (532646031501)



03 Electronic Steering Assembly (532646031501)

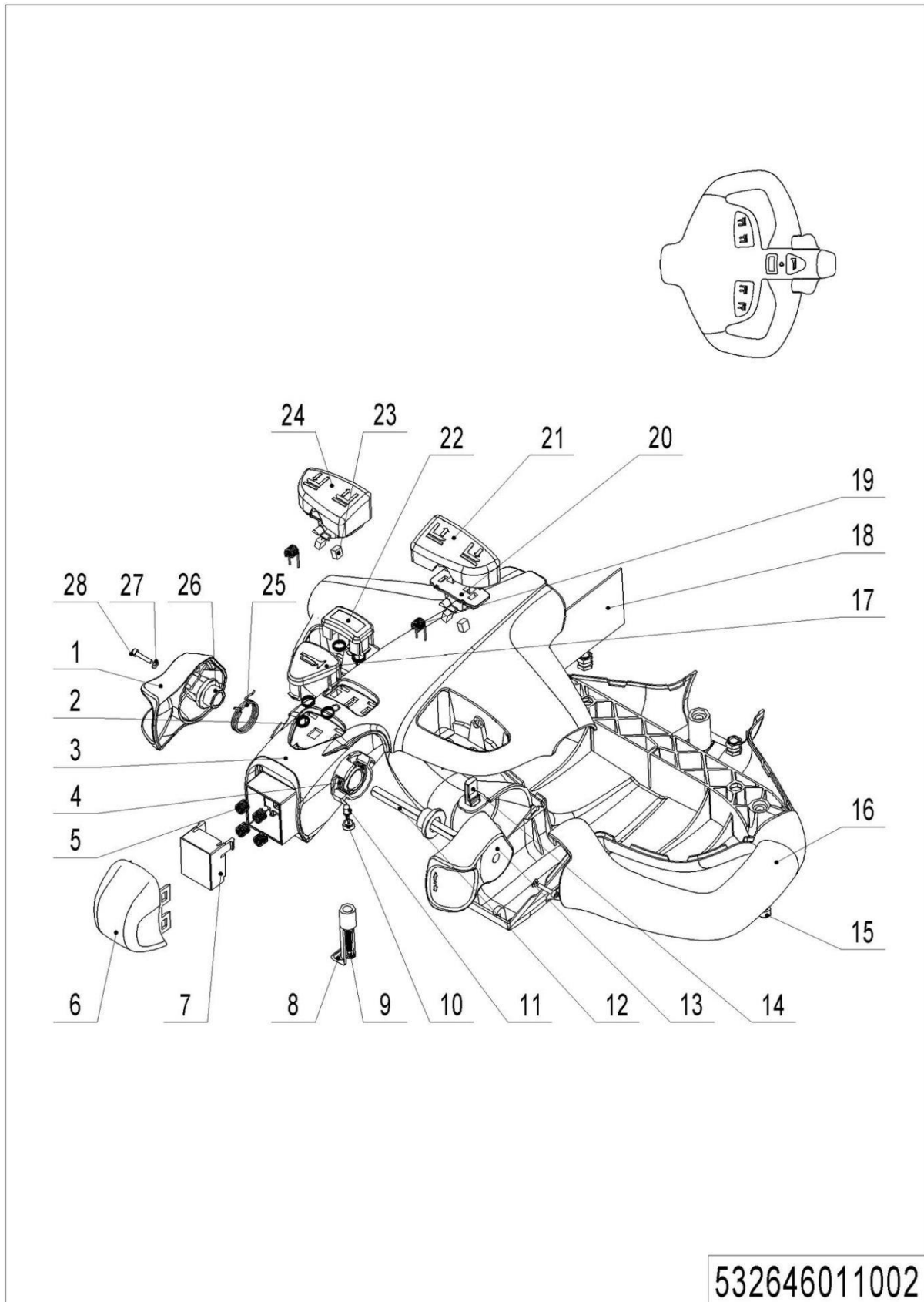
No.	Item Code	Mark	Item Description	Qty.	Substitute	Note
1	505631520001		Axle Holder	1		
2	910700200041		Bearing	2		
3	910200200032		Screw M6x10	3		
4	505631520002		Fixing Base	1		
5	910401300024		Circlip	1		
6	535931520004		Subplate	1		
7	505631520005		Link Block	1		
8	910200200014		Screw M4x12	4		
9	940801200001		Rotary Damper	1		
10	910400500004		Spring Washer	4		
11	910200200022		Screw M5x12	2		
12	505631520003		Link Block	1		
13	505731520001		Fixing Plate	1		
14	910400100004		Washer	2		
15	910200200023		Screw M5x16	2		
16	910200500022		Screw M4x12	2		
17	910400500003		Spring Washer	2		
18	910400100003		Flat Washer	2		
19	505633010028		Potentiometer	1		
20	910200200185		Screw M6x10	2		

04 Tiller Unit (532646011001)

1= Supply as package. 2= Supply with constraints. 3= Phasing-out supply. 4= Supply as assembly. 5= Check other tables.

04 Tiller Unit (532646011001)

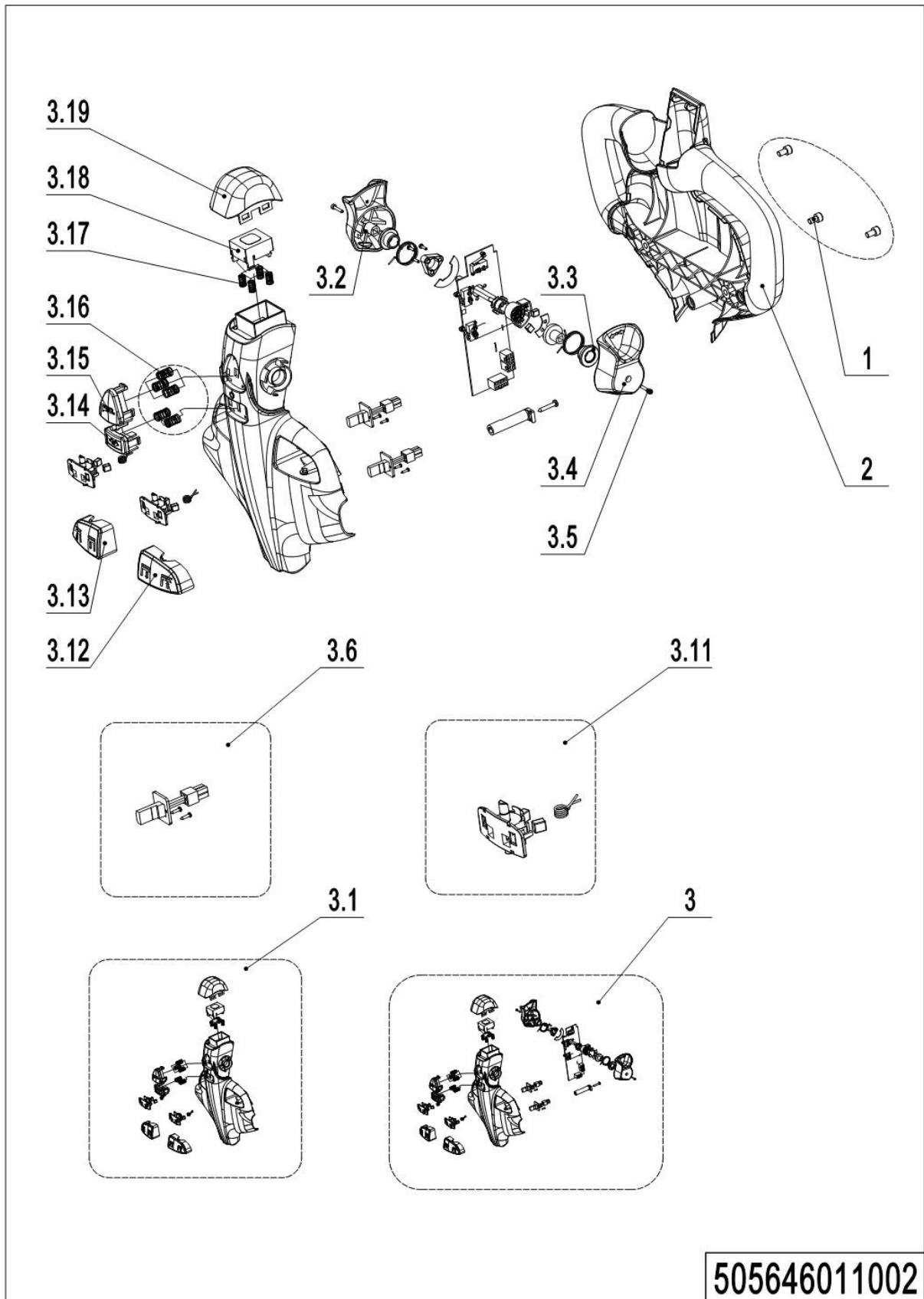
No.	Item Code	Mark	Item Description	Qty.	Substitute	Note
1	922100100001		Tiller	1		check 532646011002
1	922100100012		Tiller	1		check 532646011003
2	910200200058	1	Screw M8x25	2		
3	910200300005	1	Screw M4x8	4		
4	505611020006		Close Plate	1		With Foldable platform
4	505611020013		Close Plate	1		Without Foldable platform
5	505611010000		Tiller Rod	1		With Foldable platform
5	505611010001		Tiller Rod	1		Without Foldable platform
6	505633510000		Proximity Switch	1		
7	910200500015	1	Screw M3x20	2		
8	940500200002	1	Bushing	2		
9	505611020008		Axle	1		
10	910600400013	1	Spring Pin 4x24	1		
11	910200200057	1	Screw M8x20	1		
12	505611020010		Guard Cover	1		
13	940400100002		Gas Spring	1		With Foldable platform
13	940400100003		Gas Spring	1		Without Foldable platform
14	910300500005	1	Nut	2		
15	505611020009		Tiller Bracket	1		
16	505611020011		Guard Cover	1		
17	910200300016	1	Screw M6x10	4		

05 Control Handle (532646011002)

05 Control Handle (532646011002)

No.	Item Code	Mark	Item Description	Qty.	Substitute	Note
--	922100100001		Tiller	1		
1	505698520001		Left Travel Knob	1		
2	505698520003		Horn Button Spring	5		
3	505698520014		Tiller Cap	1		
4	505698520026		Torsional Spring	1		
5	505698520006		Spring	4		
6	505698520020		Button Cap	1		
7	505698520019		Pedestal	1		
8	505698520012		Clamp	1		
9	505698520023		Screw ST4.2X25	1		
10	505698520025		Lamp Holder	1		
11	505698520024		Lamp	1		
12	505698520011		Axle-Traction lever	1		
13	505698520010		Drive Knob	1		
14	505698520013		Sensor	2		
15	505698520007		Screw M6X10	3		
16	505698520015		Tiller Cap	1		
17	505698520002		Horn Button	1		
18	505698520028		PCB	1		
19	505698520018		Torsional Spring	2		
20	505698520017		Fixing Base	2		
21	505698520022		Right Button	1		
22	505698520021		Button Cap	1		
23	505698520005		Magnet	4		
24	505698520016		Left Button	1		
25	505698520027		Torsional Spring	1		
26	505698520004		Sleeve	2		
27	505698520009		Washer	2		
28	505698520008		Screw M3X16	2		

06 Control Handle (505646011002)

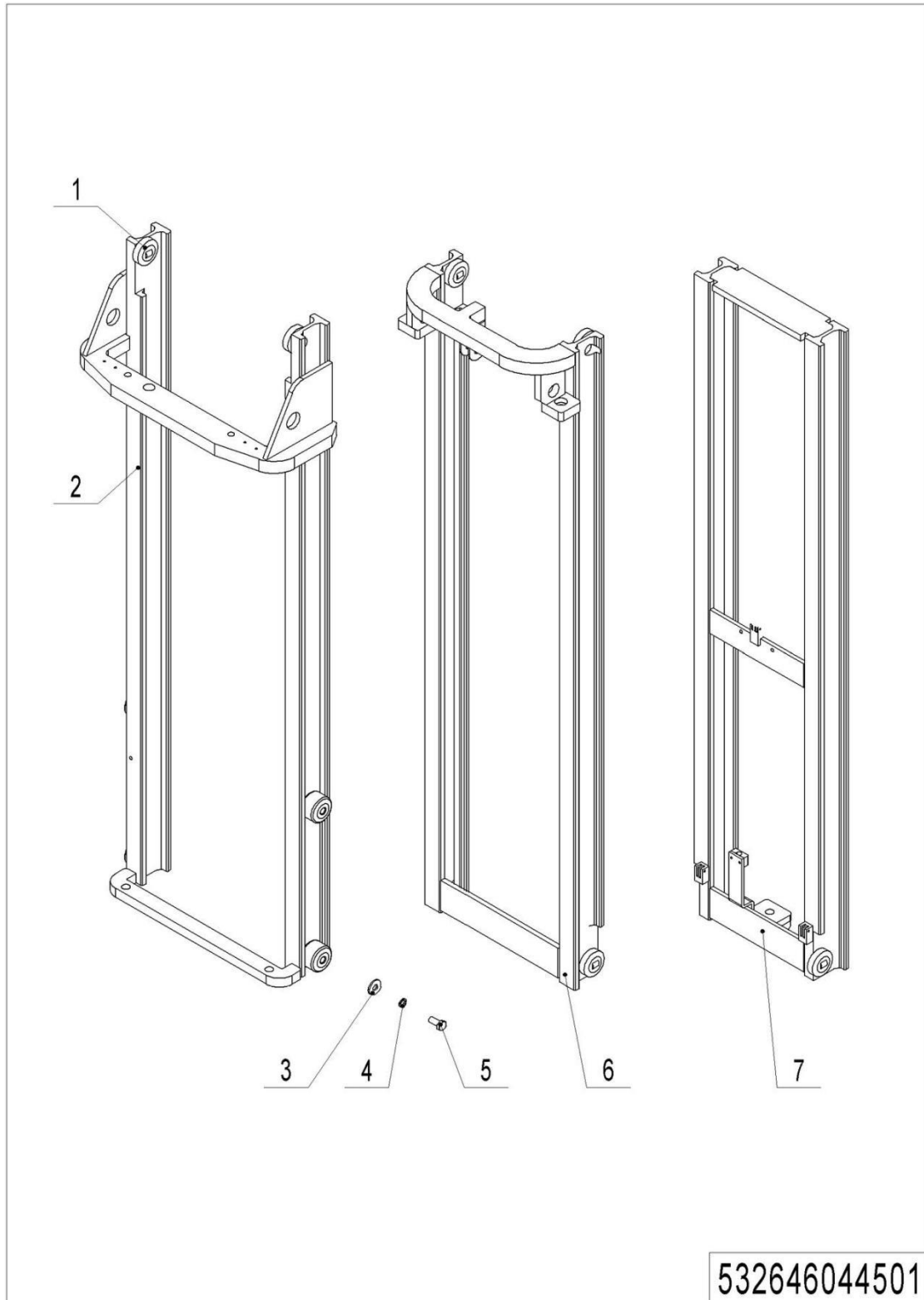


06 Control Handle (505646011002)

No.	Item Code	Mark	Item Description	Qty.	Substitute	Note
1	910200200032	1	Screw M6x10	3		M6×10
2	505698520124	2	Tiller Cap	1		
3	505698510024	2	Tiller Cap Kit	1		
3.1	505698510021	2	Tiller Cap Kit	1		
3.11	505698510023	2	Sensor	1		
3.12	505698520113	2	Left Lift Button	1		
3.13	505698520114	2	Right Lift Button	1		
3.14	505698520115	2	Button	1		
3.15	505698520116	2	Horn Button	1		
3.16	505698520117	2	Spring	5		
3.17	505698520118	2	Spring	4		
3.18	505698520119	2	Inner Cover	1		
3.19	505698520120	2	Cover	1		
3.2	505698520121	2	Right Accelerator Knob	1		
3.3	505698520122	2	Sleeve	2		
3.4	505698520123	2	Left Accelerator Knob	1		
3.5	910200200004	1	Screw M3x16	2		M3×16
3.6	505698510022	2	Magnetic Steel Base Kit	1		

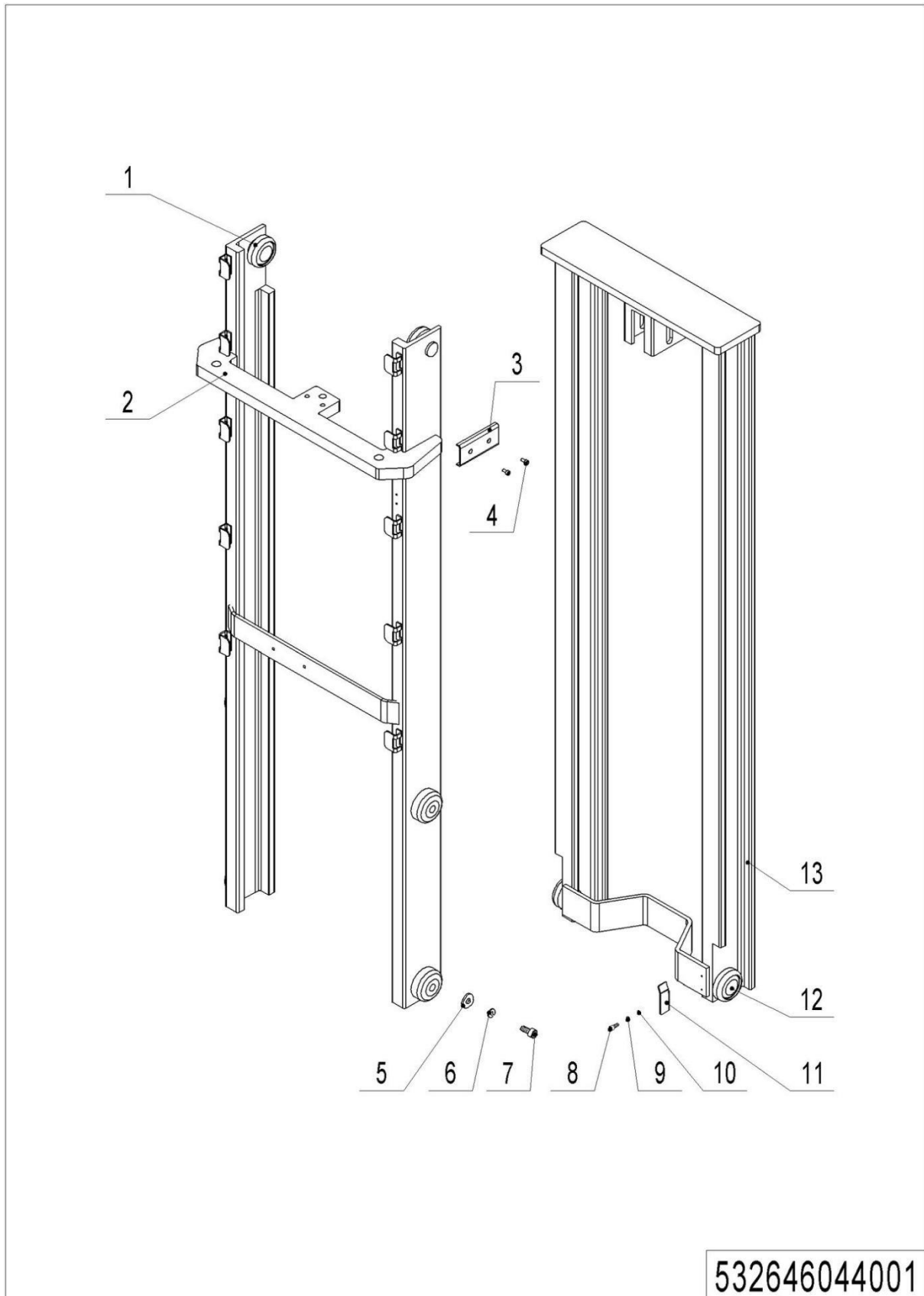
Chapter 5: Mast system

01 Mast system (Three Stage Mast) (532646044501)



01 Mast system (Three Stage Mast) (532646044501)

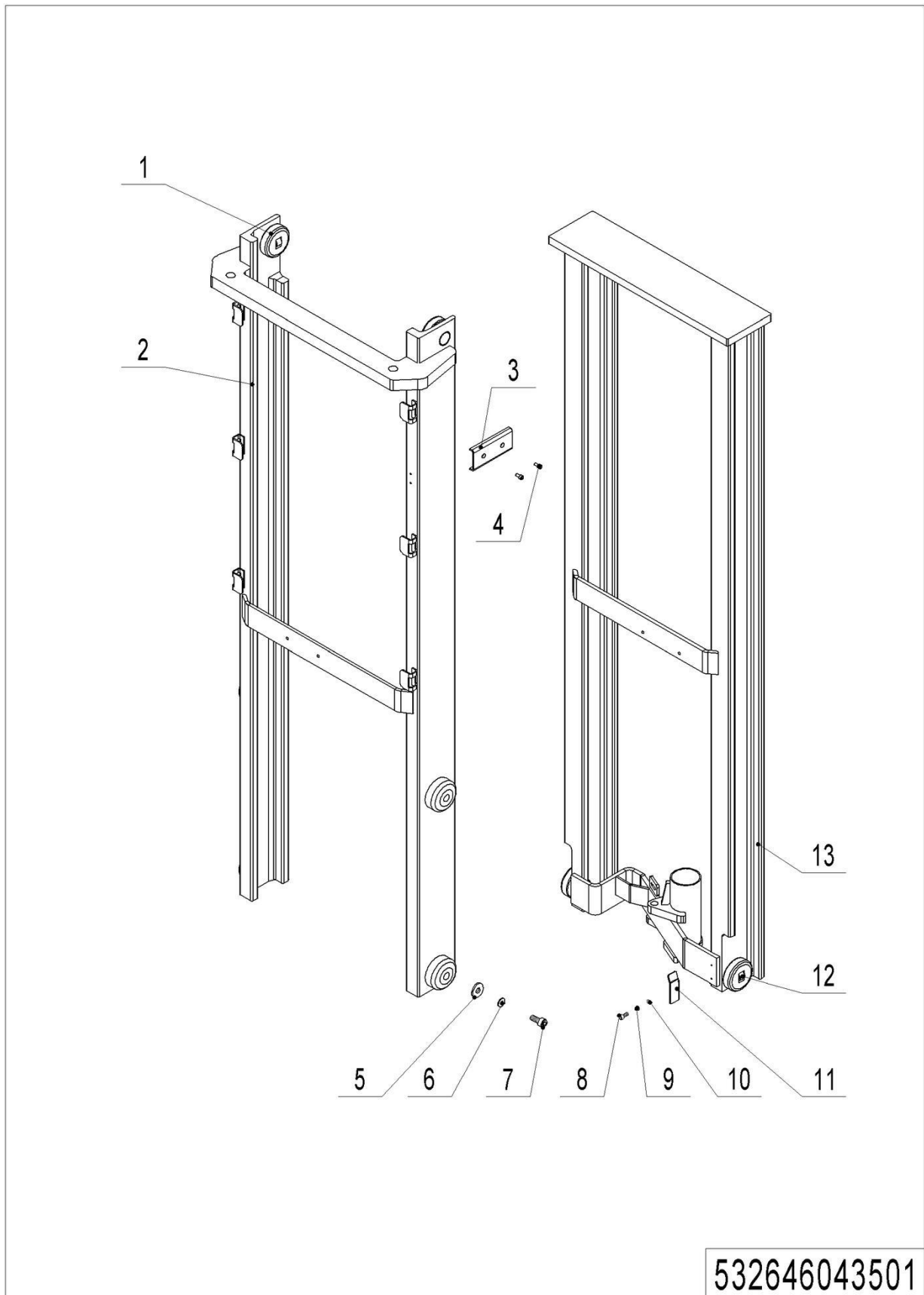
No.	Item Code	Mark	Item Description	Qty.	Substitute	Note
1	940200300004		Compound Roller	8		
2	532644510003	2	Outer Mast(5000)	1		5000
2	532644510008	2	Outer Mast(4300)	1		4300
2	532644510013	2	Outer Mast(4600)	1		4600
2	532644510018	2	Outer Mast(5500)	1		5500
2	532644510023	2	Outer Mast(6000)	1		6000
3	910400100011	1	Flat Washer	4		
4	910400500011	1	Spring Washer	4		
5	910100300080	1	Bolt M18x40	4		
6	532644510004	2	Middle Mast(5000)	1		5000
6	532644510009	2	Middle Mast(4300)	1		4300
6	532644510014	2	Middle Mast(4600)	1		4600
6	532644510019	2	Middle Mast(5500)	1		5500
6	532644510024	2	Middle Mast(6000)	1		6000
7	532644510005	2	Inner Mast(5000)	1		5000
7	532644510010	2	Inner Mast(4300)	1		4300
7	532644510015	2	Inner Mast(4600)	1		4600
7	532644510020	2	Inner Mast(5500)	1		5500
7	532644510025	2	Inner Mast(6000)	1		6000

02 Mast system (Two Stage Mast) (532646044001)

1= Supply as package. 2= Supply with constraints. 3= Phasing-out supply. 4= Supply as assembly. 5= Check other tables.

02 Mast system (Two Stage Mast) (532646044001)

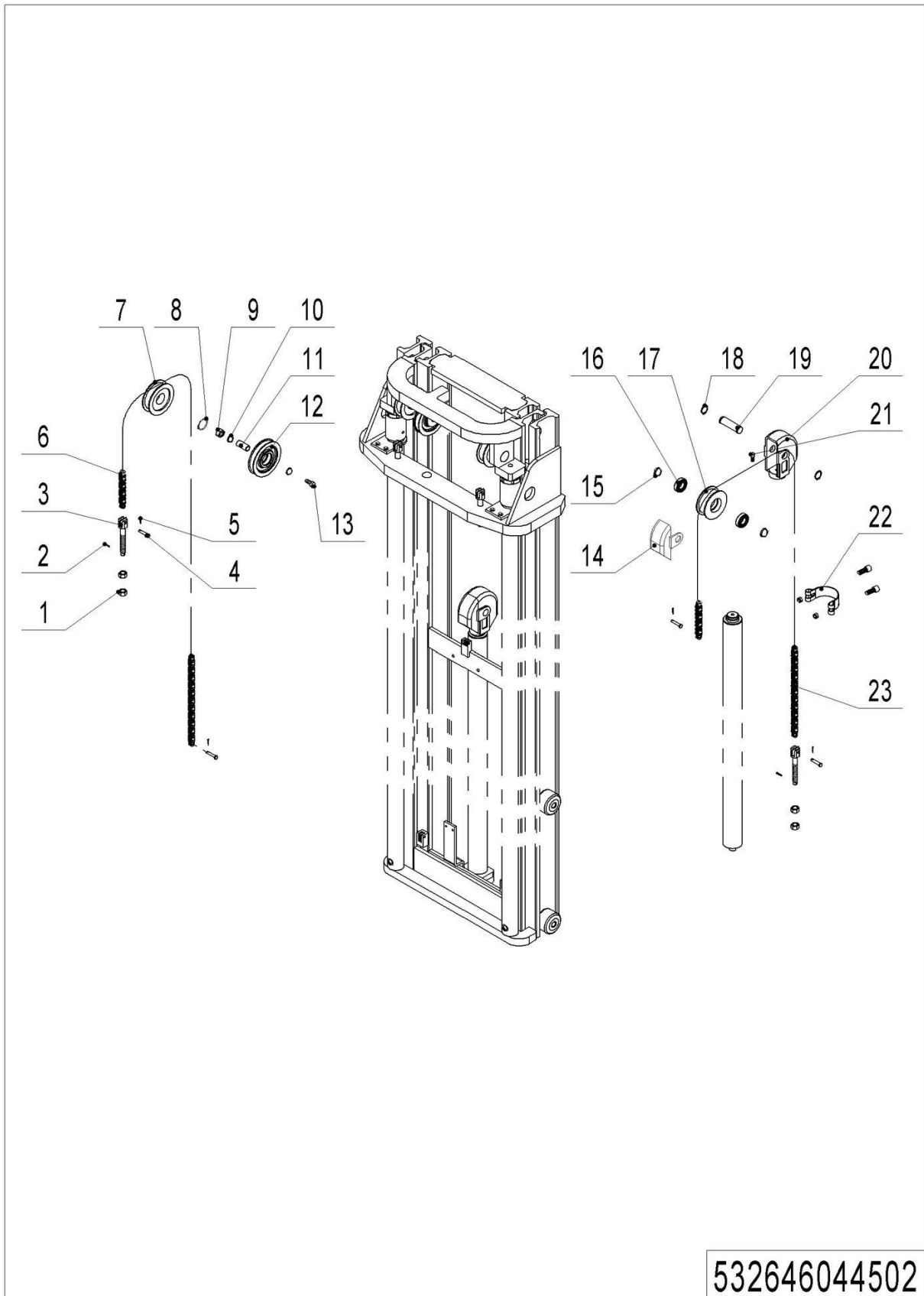
No.	Item Code	Mark	Item Description	Qty.	Substitute	Note
1	940200300004		Compound Roller	2		
2	532644010033	2	Outer Mast(2900)	1		2900
2	532644010039	2	Outer Mast(3200)	1		3200
2	532644010043	2	Outer Mast(3600)	1		3600
2	532644010047	2	Outer Mast(4000)	1		4000
3	532644010036		Guard Cover	1		
4	910200200033	1	Screw M6x12	2		
5	910400100011	1	Flat Washer	4		
6	910400500011	1	Spring Washer	4		
7	910100300080	1	Bolt M18x40	4		
8	910200200014	1	Screw M4x12	2		
9	910400500003	1	Spring Washer	2		
10	910400100003	1	Flat Washer	2		
11	532644020093		Stop Block	1		
12	940200300007		Compound Roller	2		
13	532644010034	2	Inner Mast(2900)	1		2900
13	532644010040	2	Inner Mast(3200)	1		3200
13	532644010044	2	Inner Mast(3600)	1		3600
13	532644010048	2	Inner Mast(4000)	1		4000

03 Mast system (Two Stage Mast Full Free Lift) (532646043501)

1= Supply as package. 2= Supply with constraints. 3= Phasing-out supply. 4= Supply as assembly. 5= Check other tables.

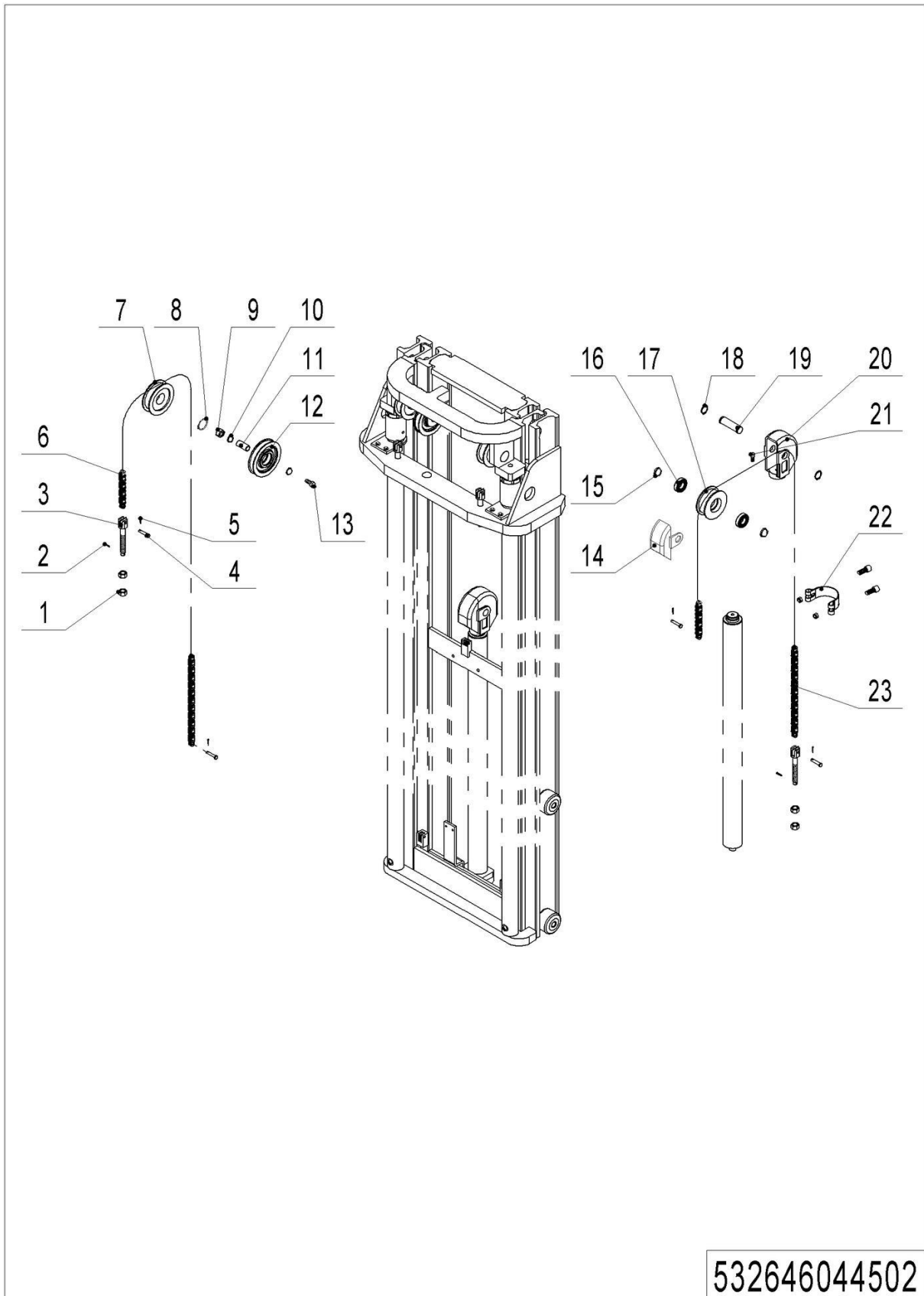
03 Mast system (Two Stage Mast Full Free Lift) (532646043501)

No.	Item Code	Mark	Item Description	Qty.	Substitute	Note
1	940200300004		Compound Roller	2		
2	532643510050	2	Outer Mast(2900)	1		2900
2	532643510055	2	Outer Mast(3600)	1		3600
3	532644010036		Guard Cover	1		
4	910200200033	1	Screw M6x12	2		
5	910400100011	1	Flat Washer	4		
6	910400500011	1	Spring Washer	4		
7	910100300080	1	Bolt M18x40	4		
8	910200200014	1	Screw M4x12	2		
9	910400500003	1	Spring Washer	2		
10	910400100003	1	Flat Washer	2		
11	532644020093		Stop Block	1		
12	940200300007		Compound Roller	2		
13	532643510051	2	Inner Mast(2900)	1		2900
13	532643510056	2	Inner Mast(3600)	1		3600

04 Mast lifting system (Three Stage Mast) (532646044502)

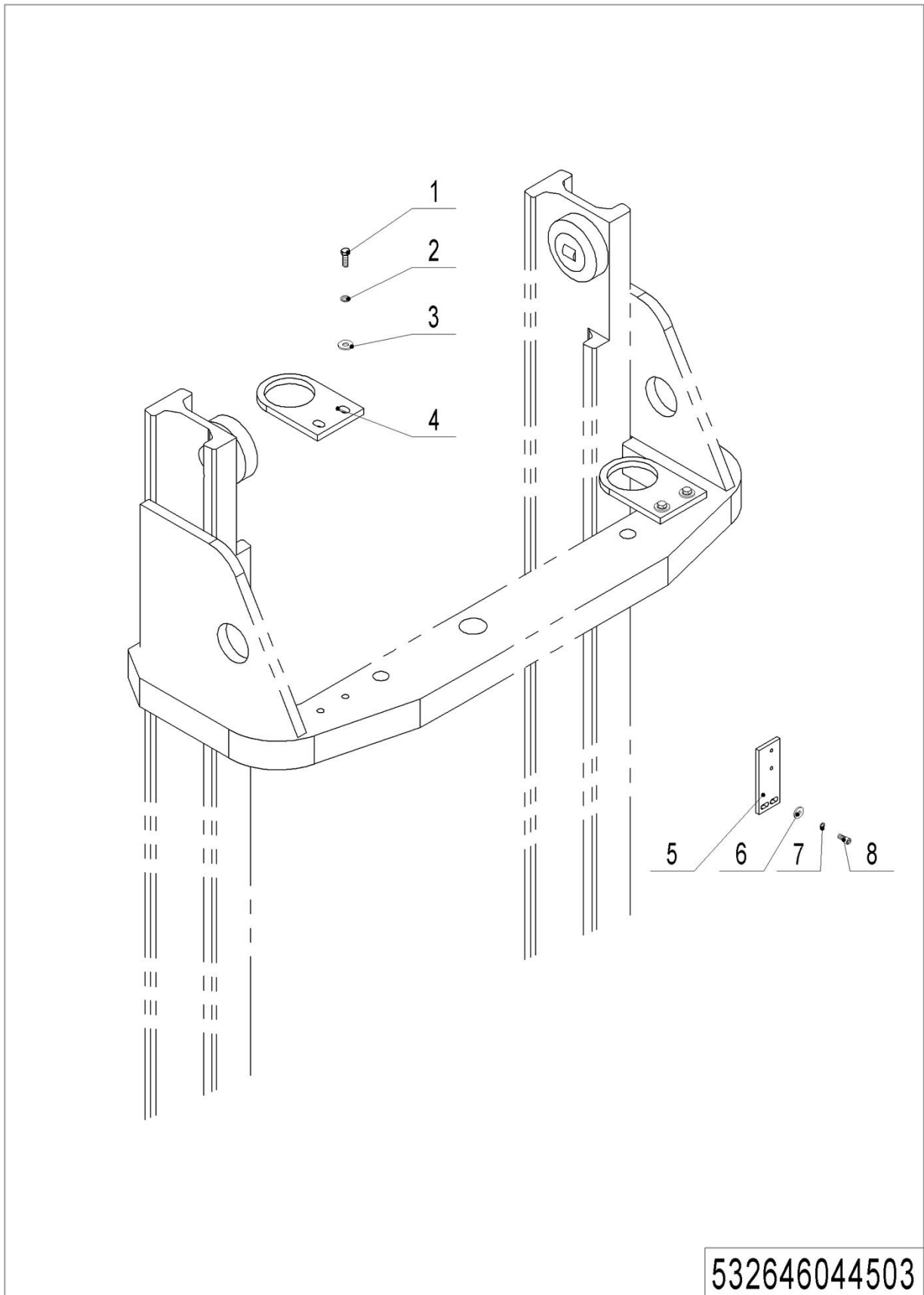
04 Mast lifting system (Three Stage Mast) (532646044502)

No.	Item Code	Mark	Item Description	Qty.	Substitute	Note
1	910300200008	1	Nut	6		
2	910600600023	1	Cotter Pin	3		
3	532644520038		Chain Bolt	3		
4	910600700019	1	Pin	6		
5	910600600015	1	Cotter Pin	6		
6	532644510074		Chain	2		5000
6	532644510076		Chain	2		4300
6	532644510078		Chain	2		4600
6	532644510080		Chain	2		5500
6	532644510082		Chain	2		6000
7	940200500002		Sprocket Bearing	2		
8	910401300022	1	Circlip	2		
9	910300300008	1	Nut	2		
10	910400100010	1	Flat Washer	2		it depends
11	532644520028		Sleeve	1		
12	532644520032		Pulley	1		
13	910100100074	1	Bolt M16x70	1		
14	532644520036		Side Cap	1		
15	940600500008		Washer	2		
16	910700200021		Bearing	2		
17	940200400001		Sprocket	1		
18	910401300016	1	Circlip	2		
19	532644520037		Wheel Axle	1		
20	532644520035		Sprocket Frame	1		
21	910200200098	1	Screw M12x30	1		
22	940800600002		Hug Hoop Kit	1		
23	532644510083		Chain	1		5000
23	532644510075		Chain	1		4300
23	532644510077		Chain	1		4600

04 Mast lifting system (Three Stage Mast) (532646044502) Continuation

04 Mast lifting system (Three Stage Mast) (532646044502) Continuation

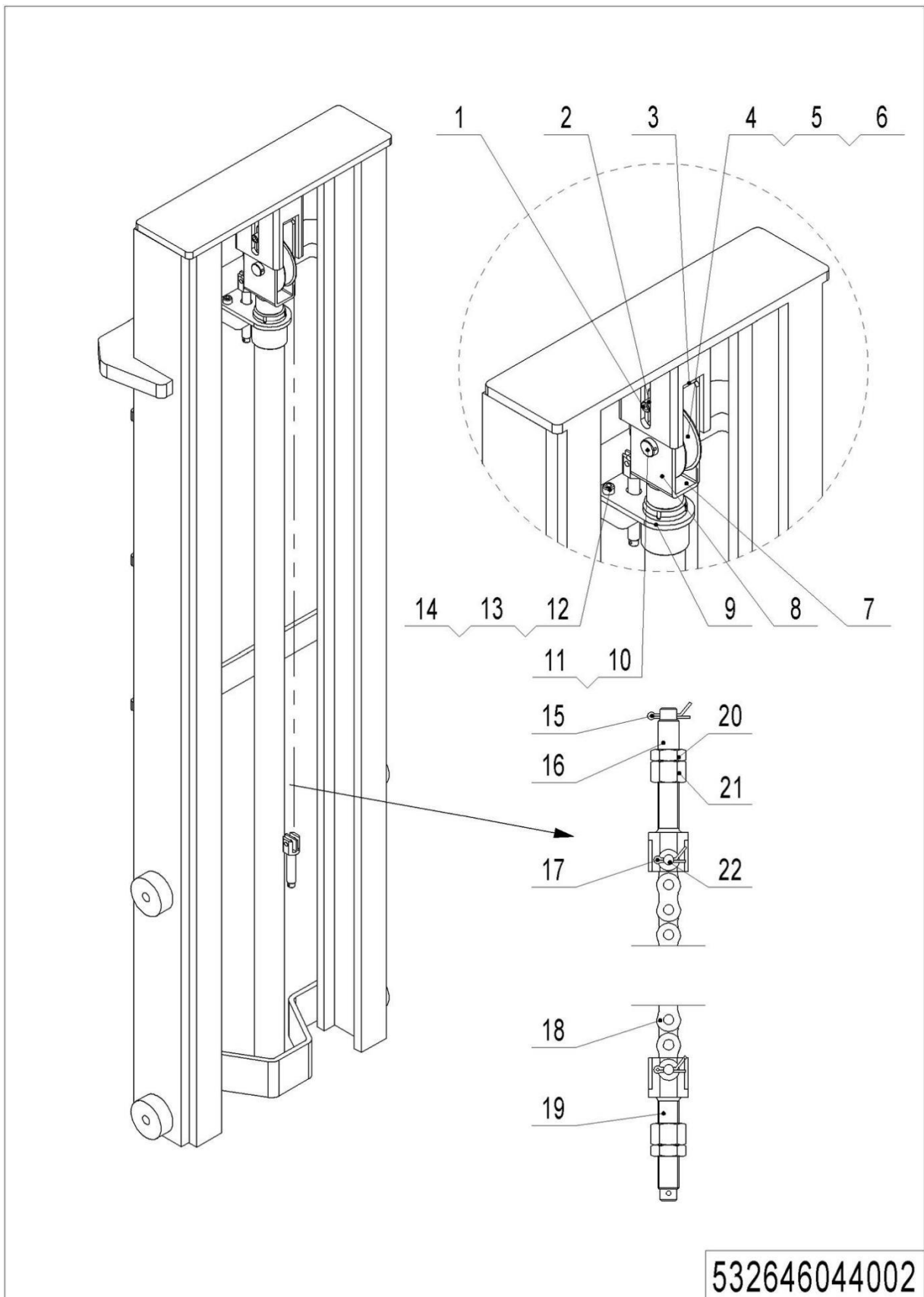
No.	Item Code	Mark	Item Description	Qty.	Substitute	Note
23	532644510079		Chain	1		5500
23	532644510081		Chain	1		6000

05 Mast other accessories (Three Stage Mast) (532646044503)

05 Mast other accessories (Three Stage Mast) (532646044503)

No.	Item Code	Mark	Item Description	Qty.	Substitute	Note
1	910200200058	1	Screw M8x25	4		
2	910400500006	1	Spring Washer	4		
3	910400100006	1	Flat Washer	4		
4	532644520034		Fixing Plate	2		
5	532644520039		Mounting Plate	1		
6	910400100005	1	Flat Washer	2		
7	910400500005	1	Spring Washer	2		
8	910200200035	1	Screw M6x16	2		

06 Mast lifting system (Two Stage Mast) (532646044002)

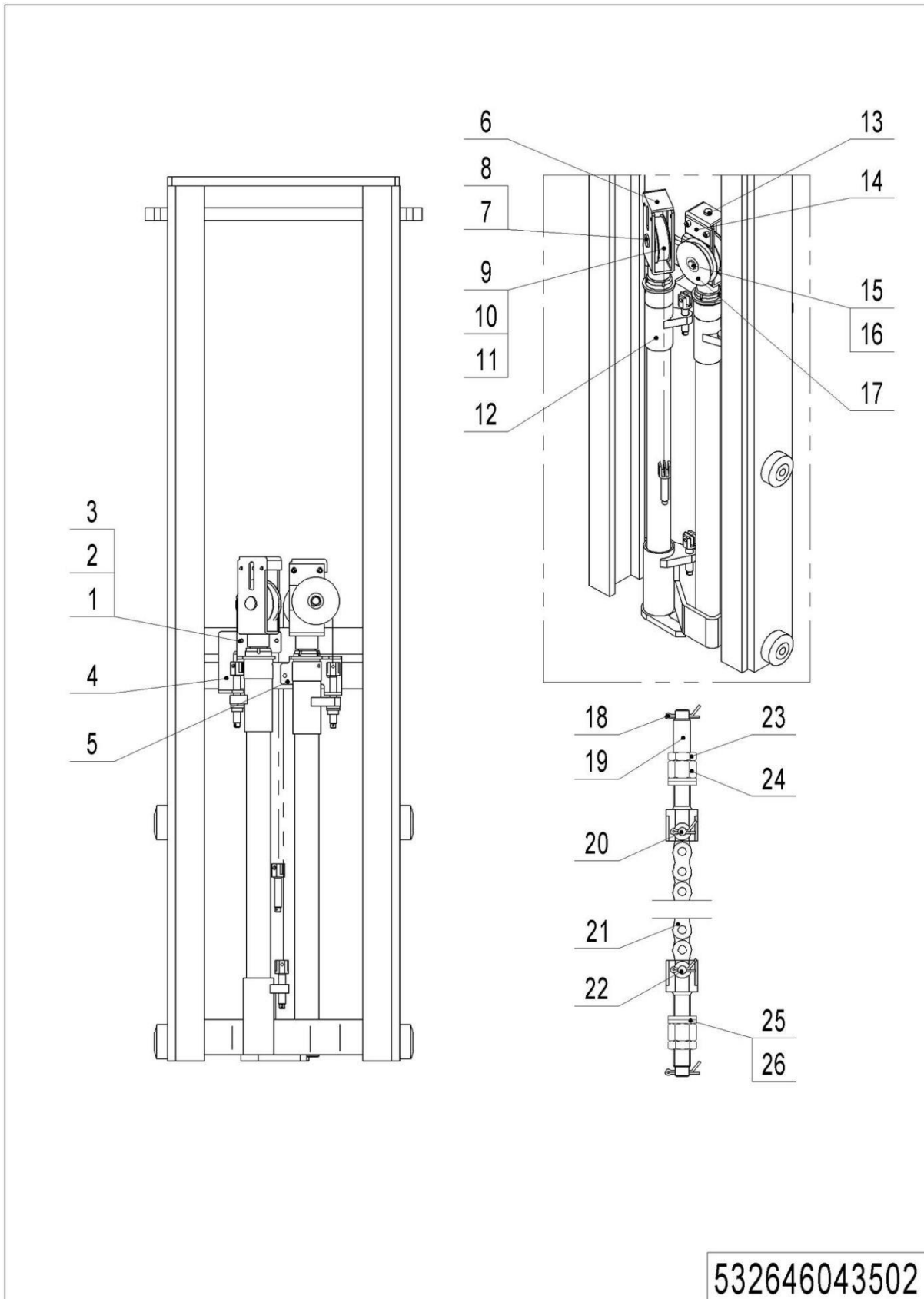


1= Supply as package. 2= Supply with constraints. 3= Phasing-out supply. 4= Supply as assembly. 5= Check other tables.

06 Mast lifting system (Two Stage Mast) (532646044002)

No.	Item Code	Mark	Item Description	Qty.	Substitute	Note
1	910200800041	1	Screw M16x35	2		
2	910300400006	1	Nut	2		
3	532644020094		Crash Pad	1		
4	910700200021		Bearing	2		
5	940600500008		Washer	2		
6	910200200077	1	Screw M10x30	2		
7	910100300049	1	Bolt M12x25	1		
8	532644020095		Sprocket Frame	1		
9	532644020097		Fixing Plate	1		
10	532644010035		Pin	1		
11	910200400014	1	Screw M6x8	1		
12	910200200077	1	Screw M10x30	2		
13	910400500007	1	Spring Washer	2		
14	910400100007	1	Flat Washer	2		
15	910600600023	1	Cotter Pin	2		
16	532643520137		Chain Bolt	1		
17	910600600015	1	Cotter Pin	2		
18	532644010083		Chain	1		2900
18	532644010084		Chain	1		3200
18	532644010085		Chain	1		3600
18	532644010086		Chain	1		4000
19	532644020096		Chain Bolt	1		
20	910300400006	1	Nut	2		
21	910300200008	1	Nut	2		
22	910600700029	1	Pin	2		

07 Mast lifting system (Two Stage Mast Full Free Lift) (532646043502)

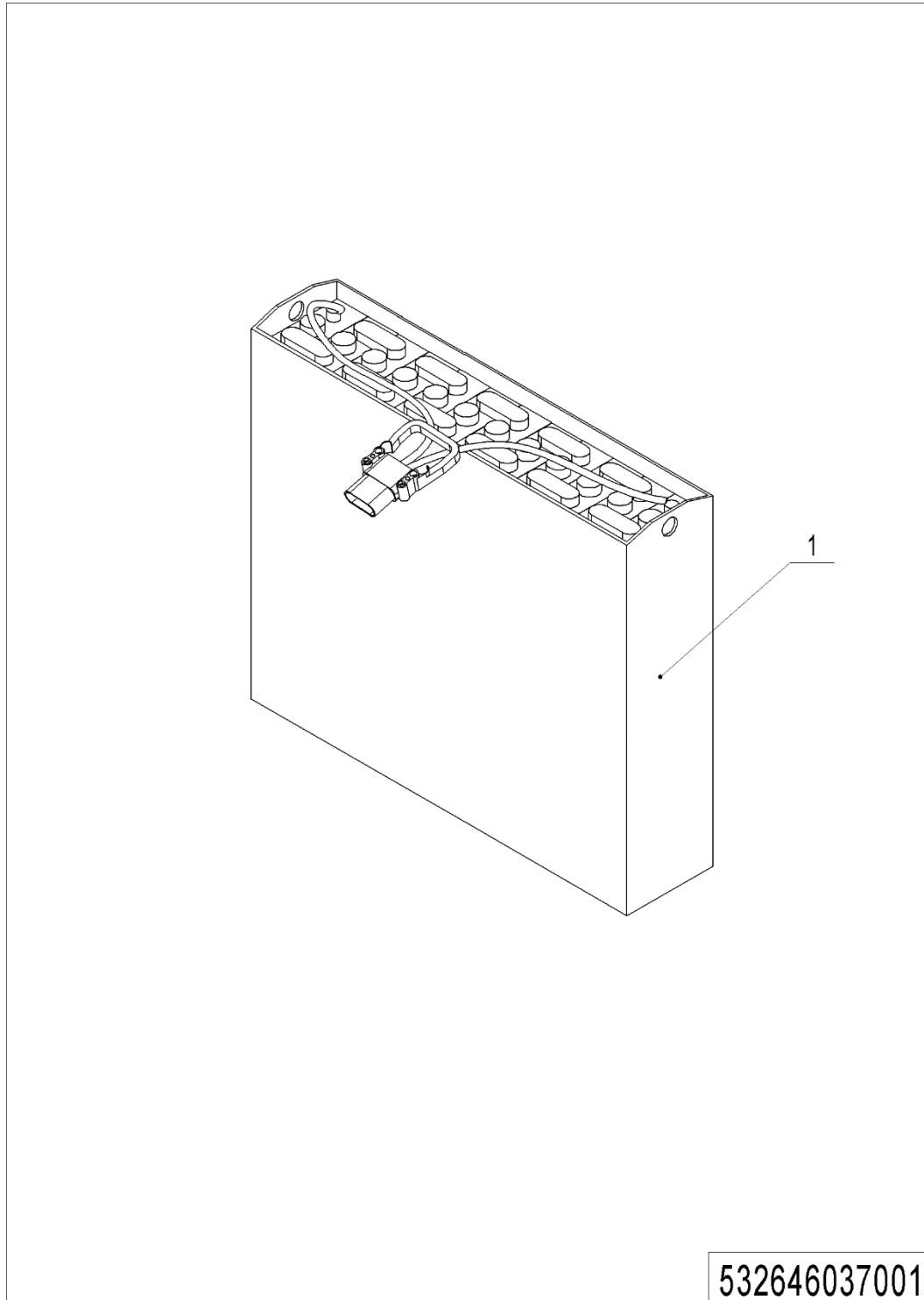


07 Mast lifting system (Two Stage Mast Full Free Lift) (532646043502)

No.	Item Code	Mark	Item Description	Qty.	Substitute	Note
1	910200200055	1	Screw M8x16	8		
2	910400500006	1	Spring Washer	6		
3	910400100006	1	Flat Washer	6		
4	532643520135		Bracket	1		
5	532643520131		Bracket	1		
6	532644020095		Sprocket Frame	2		
7	532644010035		Pin	2		
8	910200400014	1	Screw M6x8	2		
9	940200400003		Sprocket	2		
10	910700200021		Bearing	4		
11	940600500008		Washer	4		
12	532643510052		Pull Rod Bracket	2		
13	532644020094		Crash Pad	2		
14	532643510053		Bracket	1		
15	910400100012	1	Flat Washer	1		
16	910401300011	1	Circlip	1		
17	532643520132		Pulley	1		
18	910600600023	1	Cotter Pin	4		
19	532643520137		Chain Bolt	4		
20	910600600015	1	Cotter Pin	8		
21	532643510087		Chain	2		2900
21	532643510088		Chain	2		3600
22	910600700028	1	Pin	4		
23	910300400006	1	Nut	4		
24	910300200008	1	Nut	8		
25	910400600003	1	Spherical Washer	4		
26	910400700003	1	Cone Washer	4		

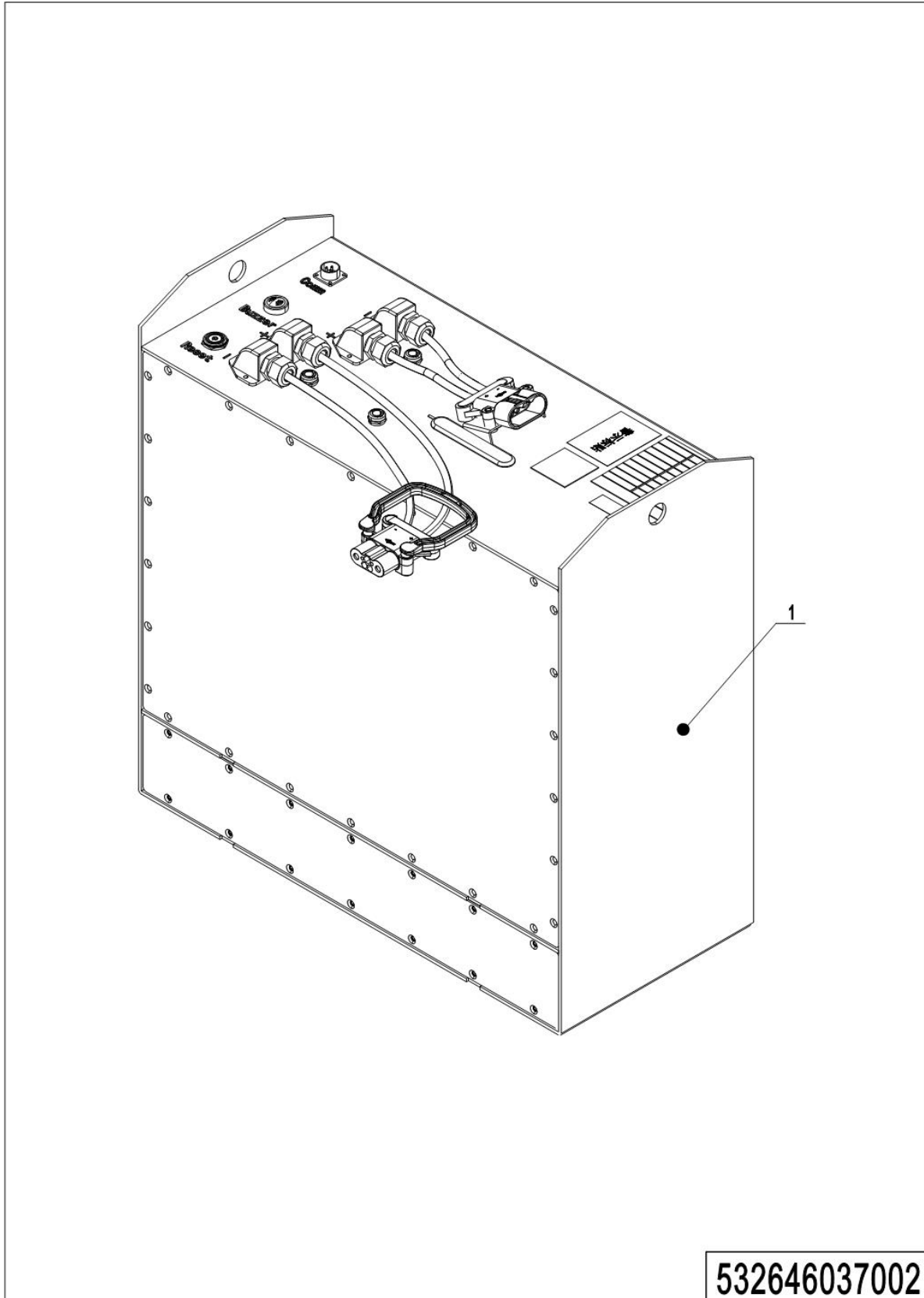
Chapter 6: Electrical Parts

01 Traction Battery (532646037001)



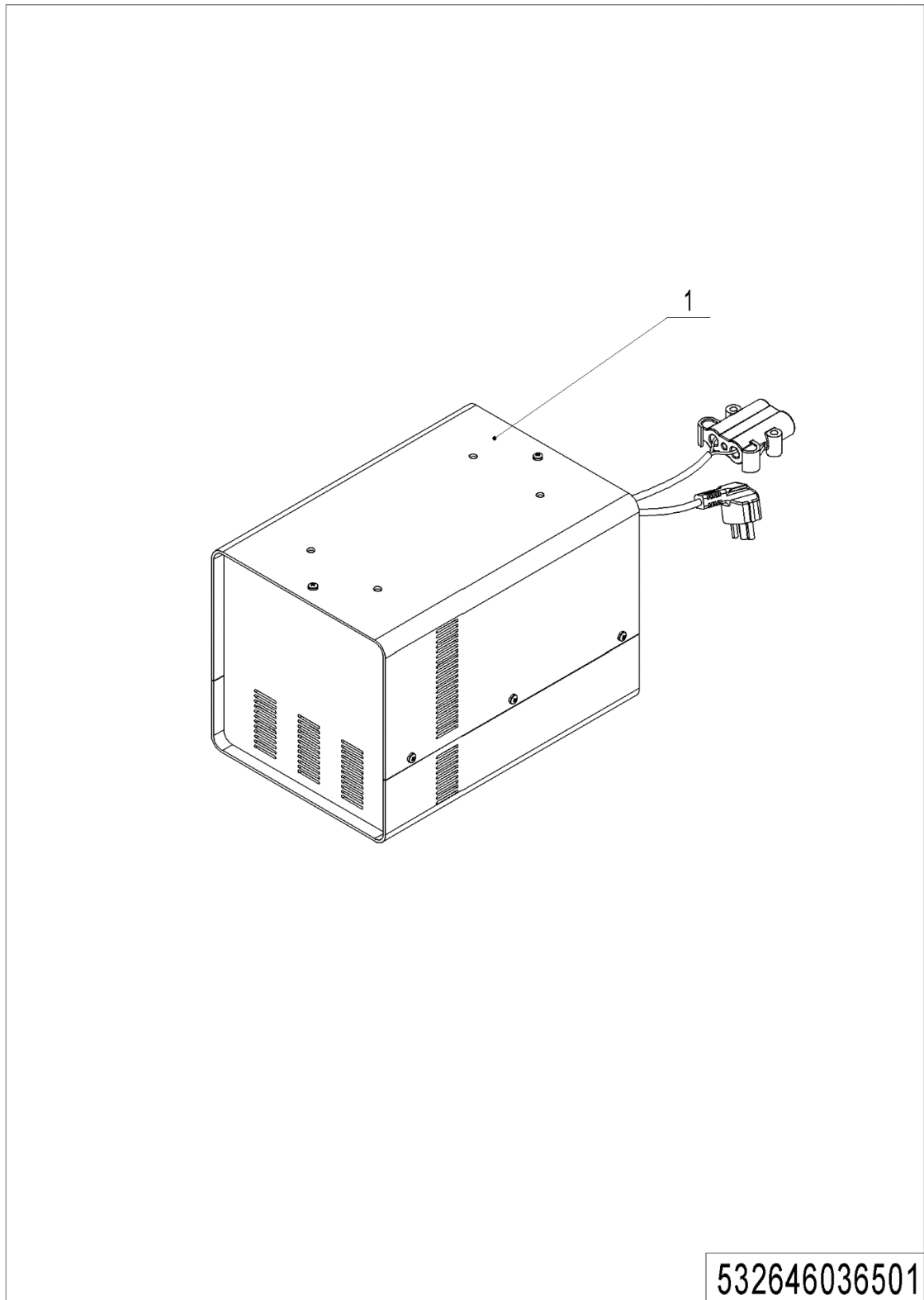
01 Traction Battery (532646037001)

No.	Item Code	Mark	Item Description	Qty.	Substitute	Note
1	532637010002		Battery24V350Ah(Welded)	1		Triple Mast
1	532637010003		Battery24V350Ah(Bolted)	1		Triple Mast
1	532937010001		Battery24V270Ah(Welded)	1		Triple Mast
1	536237030002		Battery24V345Ah	1		Triple Mast
1	505637010000		Battery24V210Ah(Bolted)	1		Double Mast
1	505637010001		Battery24V210Ah(Welded)	1		Double Mast

02 Lithium battery (532646037002)

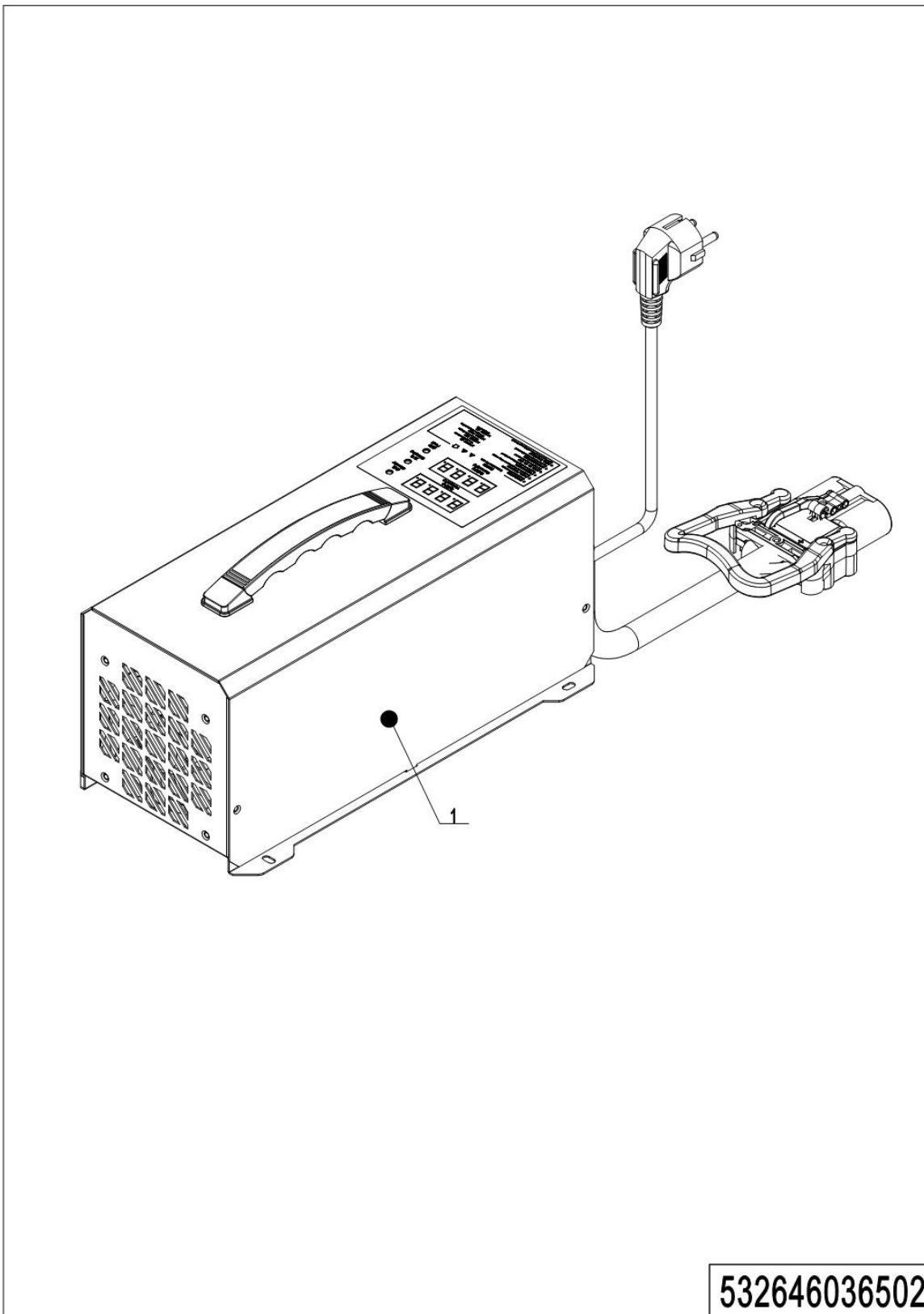
02 Lithium battery (532646037002)

No.	Item Code	Mark	Item Description	Qty.	Substitute	Note
1	920600100386		Li-Battery24V150Ah	1		Triple Mast
2	920600100336		Li-Battery24V200Ah	1		Triple Mast
3	920600100338		Li-Battery24V300Ah	1		Triple Mast
4	920600100314		Li-Battery24V150Ah	1		Double Mast
5	920600100316		Li-Battery24V200Ah	1		Double Mast

03 Charger (532646036501)

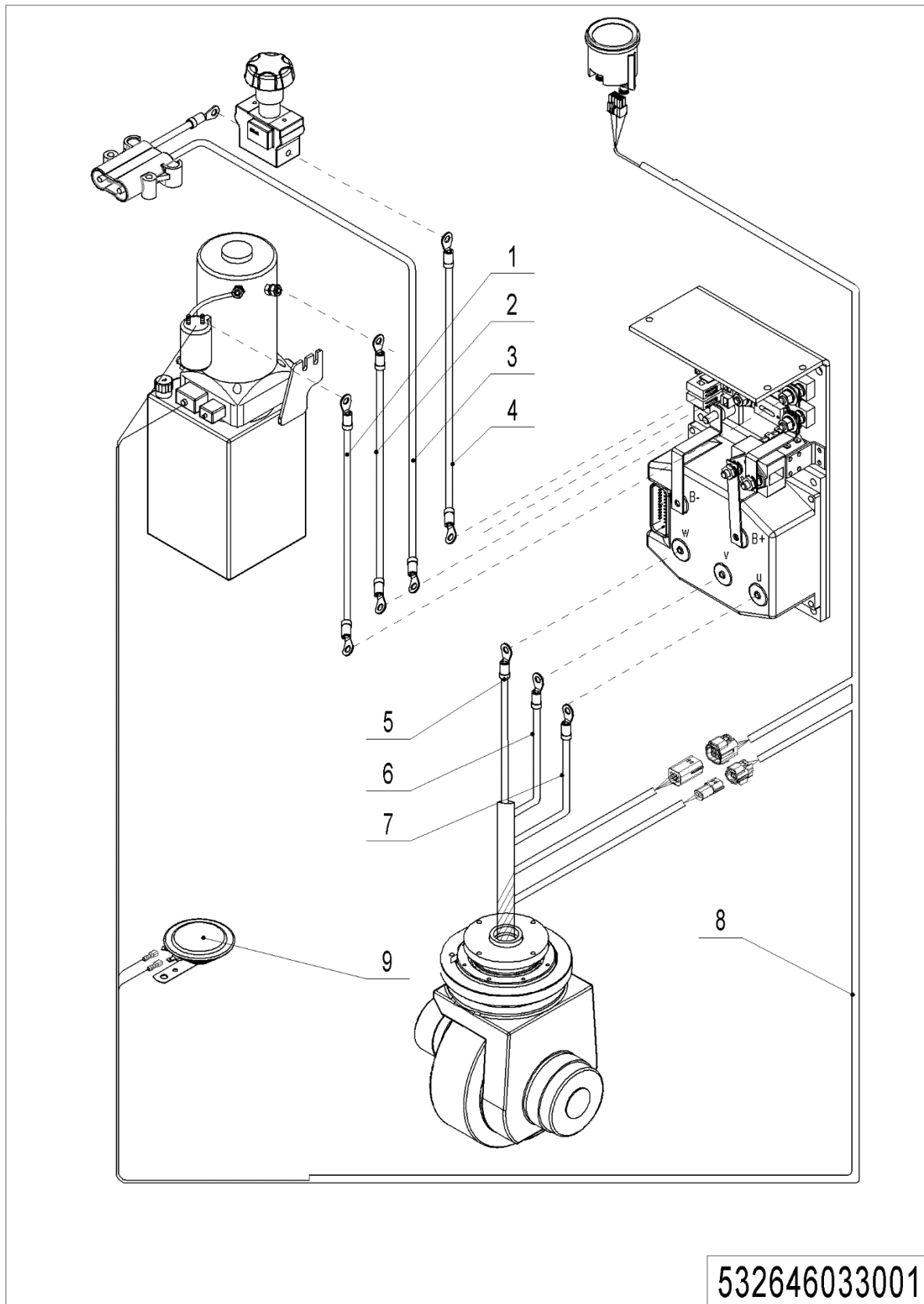
03 Charger (532646036501)

No.	Item Code	Mark	Item Description	Qty.	Substitute	Note
1	921000200019		Charger24V45A(Aisa-CHN)	1		Triple Mast
1	921000200020		Charger24V45A(Aisa-ENG)	1		Triple Mast
1	921000200021		Charger24V45A(EU)	1		Triple Mast
1	921000200022		Charger24V45A(AUS)	1		Triple Mast
1	921000200023		Charger24V45A(ENG)	1		Triple Mast
1	921000200024		Charger24V45A(USA)	1		Triple Mast
1	921000200491		Charger24V45A(BRA)	1		Triple Mast
1	921000200599		Charger24V45A(ITA)	1		Triple Mast
1	921000200155		Charger24V40A(Aisa-CHN)	1		Triple Mast
1	921000200156		Charger24V40A(Aisa-ENG)	1		Triple Mast
1	921000200544		Charger24V45A(EU)	1		Triple Mast
1	921000200638		Charger24V45A(ARG)	1		Triple Mast
1	921000200001		Charger24V30A(Aisa-CHN)	1		Double Mast
1	921000200002		Charger24V30A(Aisa-ENG)	1		Double Mast
1	921000200003		Charger24V30A(EU)	1		Double Mast
1	921000200004		Charger24V30A(AUS)	1		Double Mast
1	921000200005		Charger24V30A(ENG)	1		Double Mast
1	921000200151		Charger24V30A(Aisa-CHN)	1		Double Mast
1	921000200153		Charger24V30A(Aisa-ENG)	1		Double Mast
1	921000200152		Charger24V30A(EU)	1		Double Mast
1	921000200154		Charger24V30A(ENG)	1		Double Mast
1	921000200006		Charger24V30A(USA)	1		Double Mast
1	921000200486		Charger 24V30A	1		Double Mast
1	921000200589		Charger24V30A(BIGZA)	1		Double Mast

04 Lithium battery charger (532646036502)

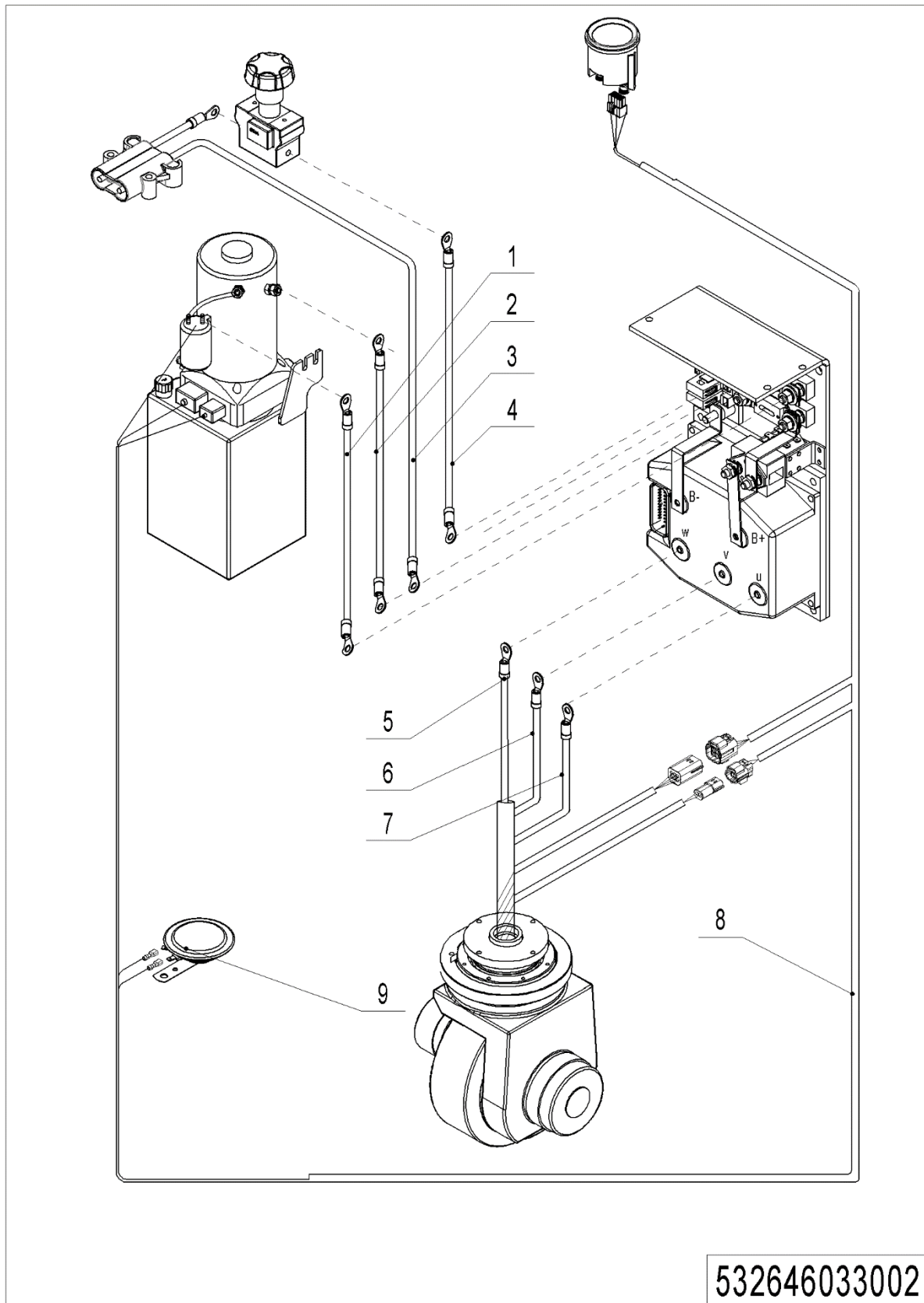
04 Lithium battery charger (532646036502)

No.	Item Code	Mark	Item Description	Qty.	Substitute	Note
1	921000200652		Li-Charger24V80A(Asia-CHN)	1		Triple Mast
2	921000200533		Li-Charger24V80A(EU)	1		Triple Mast
3	921000200534		Li-Charger24V80A(ENG)	1		Triple Mast
4	921000200535		Li-Charger24V80A(AUS)	1		Triple Mast
5	921000200536		Li-Charger24V80A(ISR)	1		Triple Mast
6	921000200537		Li-Charger24V80A(ARG)	1		Triple Mast
7	921000200786		Li-Charger24V80A(USA)	1		Triple Mast
8	921000200483		Li-Charger24V150A(EU)	1		Triple Mast
9	921000200437		Li-Charger24V150A(Aisa-CHN)	1		Triple Mast
10	921000200714		Li-Charger24V150A(EU)	1		Triple Mast
11	921000200715		Li-Charger24V150A(USA)	1		Triple Mast
12	921000200698		Li-Charger24V150A(USA)	1		Triple Mast
13	921000200747		Li-Charger24V150A(Aisa-CHN)	1		Triple Mast
14	921000200748		Li-Charger24V150A(Aisa-ENG)	1		Triple Mast
15	921000200649		Li-Charger24V60A(Asia)	1		
16	921000200524		Li-Charger24V60A(EU)	1		
17	921000200525		Li-Charger24V60A(ENG)	1		
18	921000200526		Li-Charger24V60A(AUS)	1		
19	921000200527		Li-Charger24V60A((ISR)	1		
20	921000200528		Li-Charger24V60A(ARG)	1		
21	921000200529		Li-Charger24V60A(ZA)	1		
22	921000200530		Li-Charger24V60A(US)	1		
23	921000200631		Li-Charger24V60A(THA)	1		
24	921000200723		Li-Charger24V50A(US)	1		

05 Wire Harness (Manual steering) (532646033001)

05 Wire Harness (Manual steering) (532646033001)

No.	Item Code	Mark	Item Description	Qty.	Substitute	Note
1	532633010002		Cable	1		
2	532633010012		Cable	1		
3	532633010003		Wire Harness	1		1232E
3	532633010029		Wire Harness	1		F2A
3	532633010019		Wire Harness	1		1232E,Li
4	505633010005		Cable	1		
5	505633010002		Cable	1		
6	505633010017		Cable	1		
7	505633010018		Cable	1		
8	532633010000		Wire Harness	1		1232E
8	532633010028		Wire Harness	1		F2A
8	532633010017		Wire Harness	1		1232E,Li
9	920500100001		Horn	1		

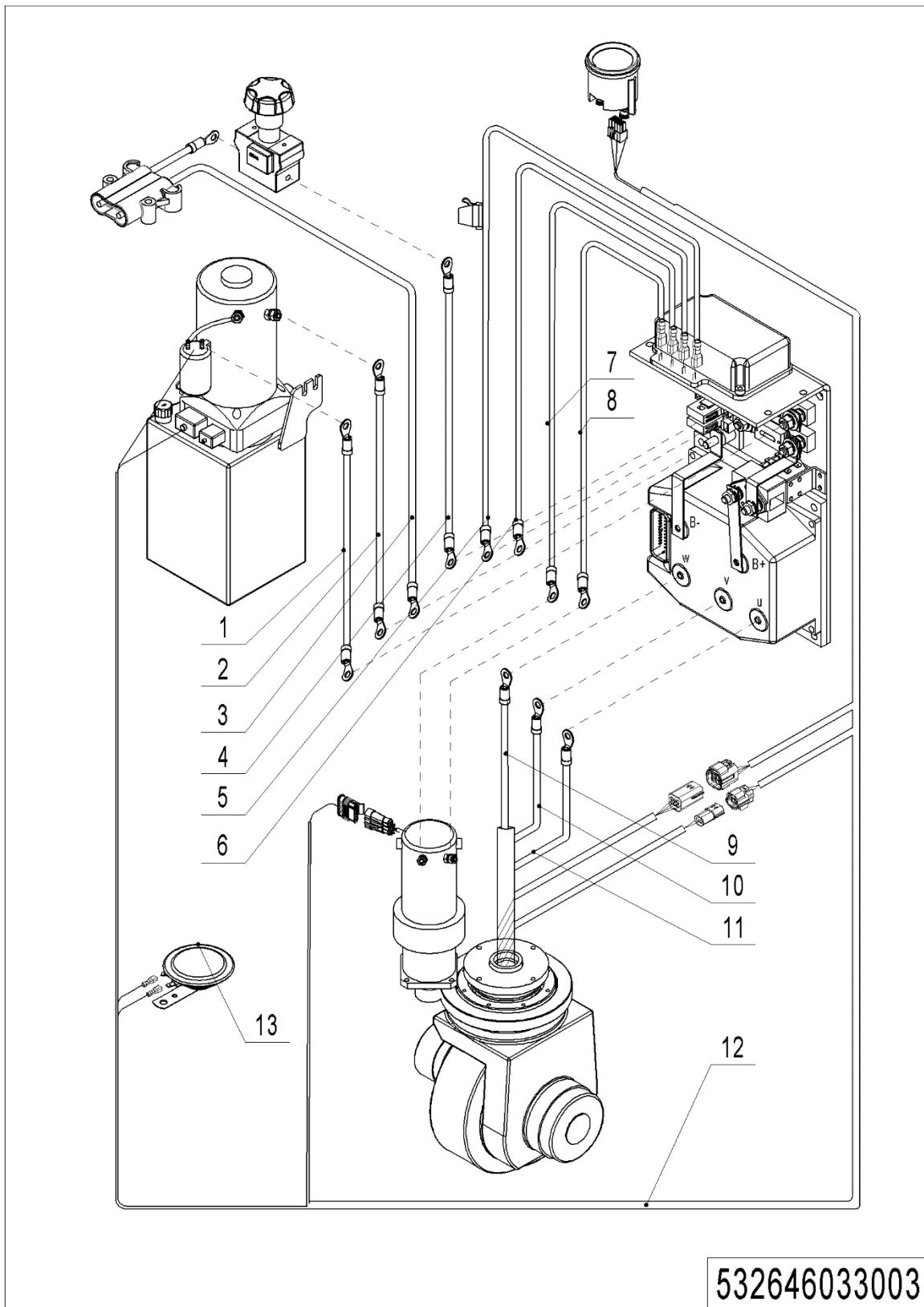
06 Wire Harness (Manual steering, proportional lifting) (532646033002)

1= Supply as package. 2= Supply with constraints. 3= Phasing-out supply. 4= Supply as assembly. 5= Check other tables.

06 Wire Harness (Manual steering, proportional lifting) (532646033002)

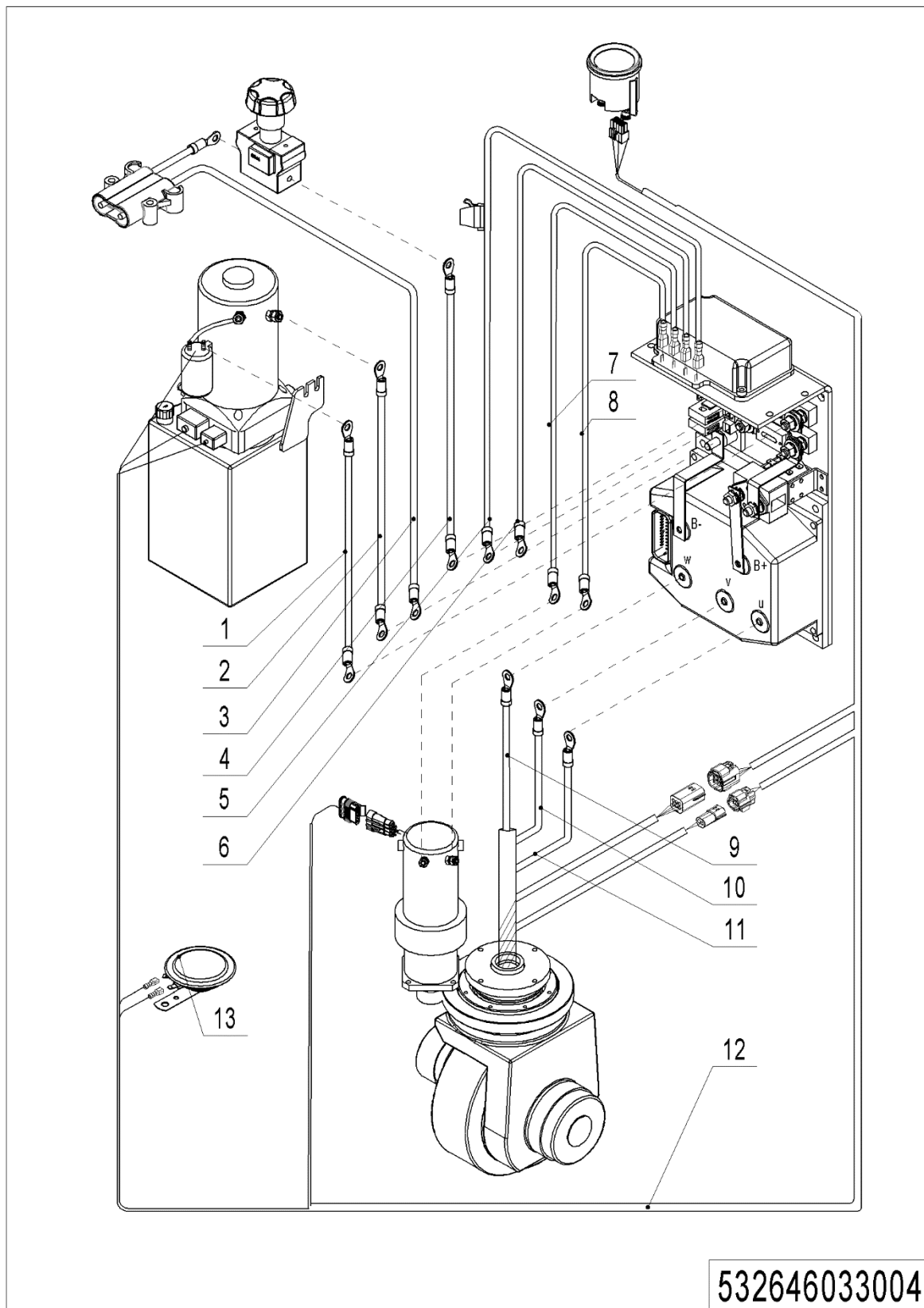
No.	Item Code	Mark	Item Description	Qty.	Substitute	Note
1	532633010002		Cable	1		
2	532633010012		Cable	1		
3	532633010003		Wire Harness	1		
4	505633010005		Cable	1		
5	505633010002		Cable	1		
6	505633010017		Cable	1		
7	505633010018		Cable	1		
8	532633010007		Wire Harness	1		
9	920500100001		Horn	1		

07 Wire Harness (Electrical steering) (532646033003)



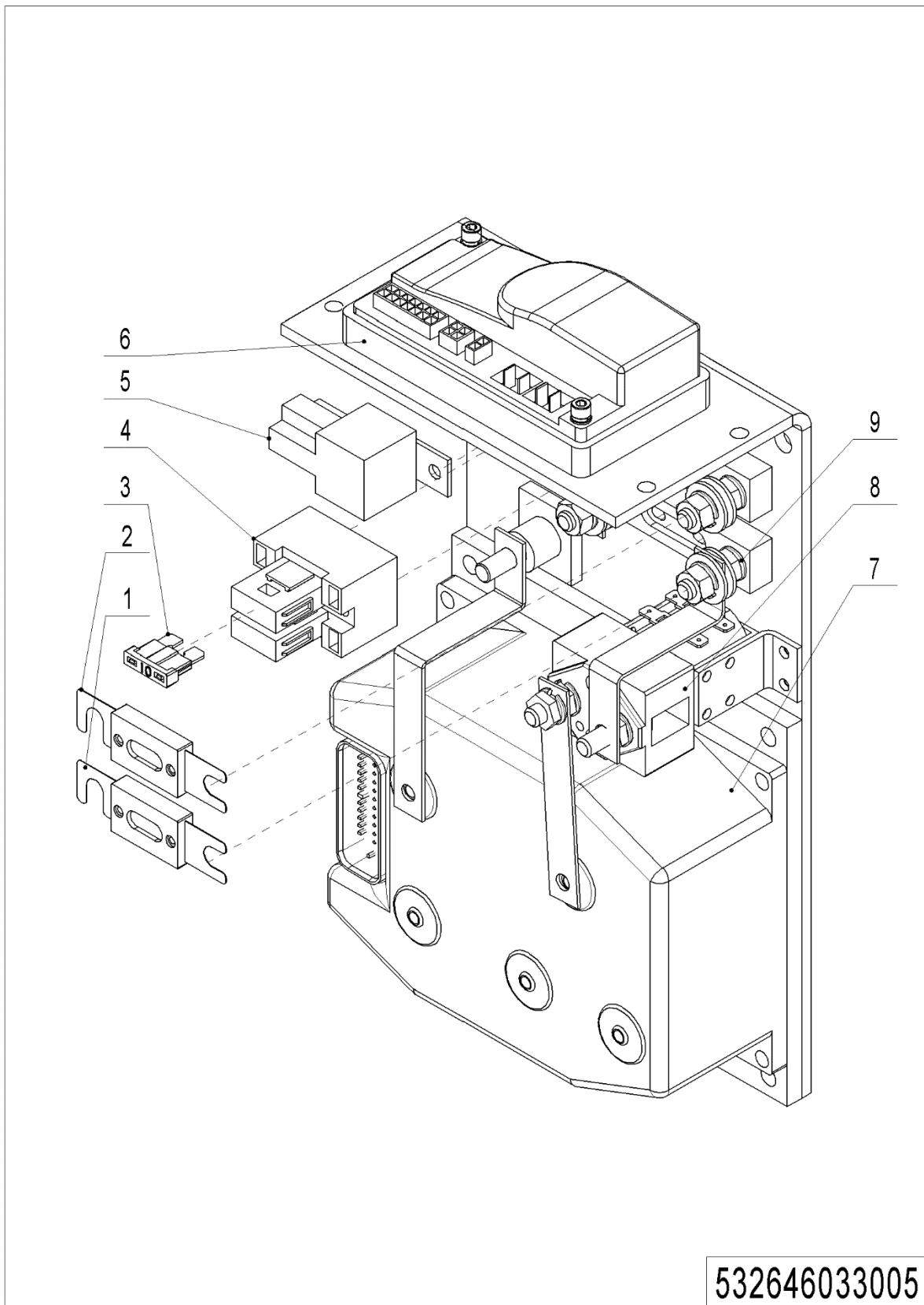
07 Wire Harness (Electrical steering) (532646033003)

No.	Item Code	Mark	Item Description	Qty.	Substitute	Note
1	532633010002		Cable	1		
2	532633010012		Cable	1		
3	532633010003		Wire Harness	1		1232E
3	532633010029		Wire Harness	1		F2A
3	532633010020		Wire Harness	1		1232E,Li
4	505633010005		Cable	1		
5	505633010014		Wire Harness	1		1232E
5	505633010014		Wire Harness	1		F2A
5	505633010014		Wire Harness	1		1232E,Li
6	505633010026		Cables	1		
7	505633010015		Cables	1		
8	505633010027		Cables	1		
9	505633010008		Cable	1		
10	505633010020		Cable	1		
11	505633010021		Cable	1		
12	532633010009		Wire Harness	1		1232E
12	532633010039		Wire Harness	1		F2A
12	532633010042		Wire Harness	1		F2A, Li
12	532633010018		Wire Harness	1		1232E,Li
13	920500100001		Horn	1		

08 Wire Harness (Electrical steering, proportional lifting) (532646033004)

08 Wire Harness (Electrical steering, proportional lifting) (532646033004)

No.	Item Code	Mark	Item Description	Qty.	Substitute	Note
1	532633010002		Cable	1		
2	532633010012		Cable	1		
3	532633010003		Wire Harness	1		
4	505633010005		Cable	1		
5	505633010014		Wire Harness	1		
6	505633010026		Cables	1		
7	505633010015		Cables	1		
8	505633010027		Cables	1		
9	505633010008		Cable	1		
10	505633010020		Cable	1		
11	505633010021		Cable	1		
12	532633010011		Wire Harness	1		
12	532633010034		Wire Harness	1		Li
13	920500100001		Horn	1		

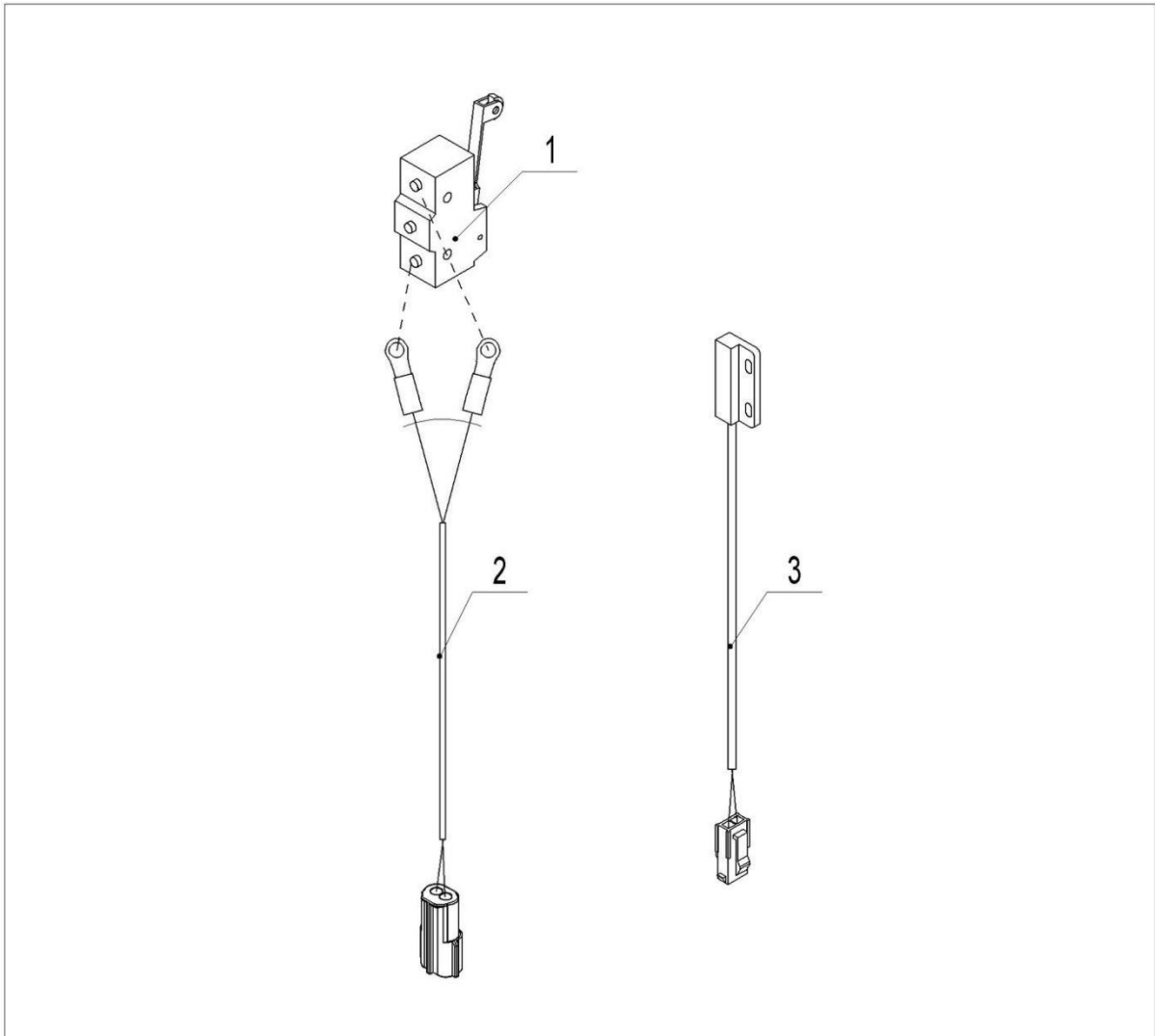
09 Electric control assembly (532646033005)

1= Supply as package. 2= Supply with constraints. 3= Phasing-out supply. 4= Supply as assembly. 5= Check other tables.

09 Electric control assembly (532646033005)

No.	Item Code	Mark	Item Description	Qty.	Substitute	Note
1	920100100007		Fuse	1		
2	920100100008		Fuse	1		
3	920100200002		Fuse	1		
4	920100400005		Fuse Holder	1		
5	920800100011		Relay	1		
6	921400100003		Controller	1		
6	921400100023		Controller	1		1220C
7	921400100006		Controller	1		
7	921400100064		Controller	1		F2A
8	920700100004		Contacto	1		
9	920100400002		Fuse Holder	1		

10 Lift Limit Sensor (532646033006)



Truck Model	Length				
	2100	2200	2300	2500	2700
CS1550Z			√		
CS1550ZM			√		
CS1543Z	√				
CS1543ZM	√				
CS1546Z		√			
CS1546ZM		√			
CS1555Z				√	
CS1555ZM				√	
CS1560Z					√
CS1560ZM					√
CS1529D	√				
CS1529DM	√				
CS1532D			√		

Truck Model	Length				
	2100	2200	2300	2500	2700
CS1532DM			√		
CS1536D				√	
CS1536DM				√	
CS1540D					√
CS1540DM					√
CS1529F	√				
CS1529FM	√				
CS1536F		√			
CS1536FM		√			

532646033006

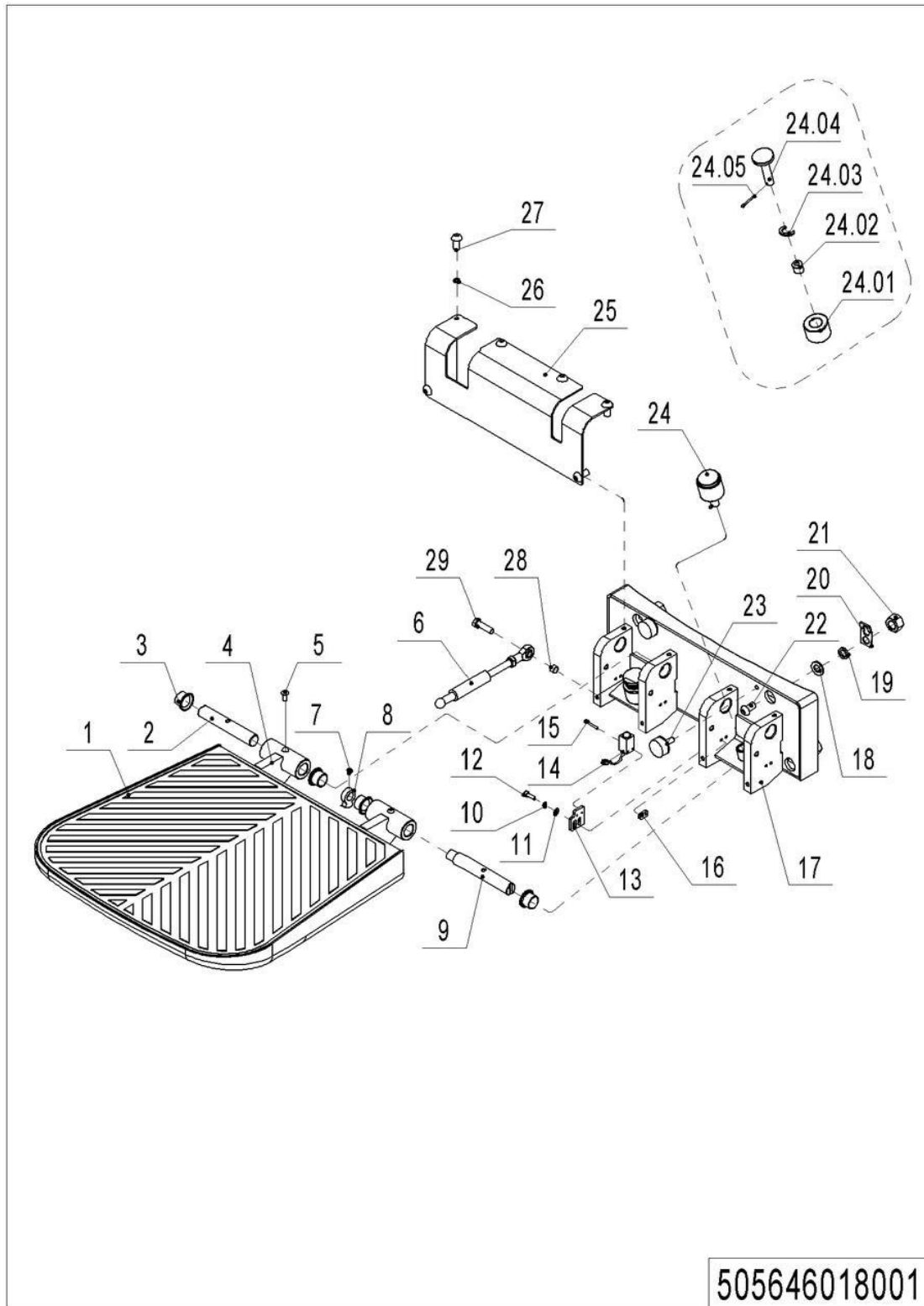
1= Supply as package. 2= Supply with constraints. 3= Phasing-out supply. 4= Supply as assembly. 5= Check other tables.

10 Lift Limit Sensor (532646033006)

No.	Item Code	Mark	Item Description	Qty.	Substitute	Note
1	920200300001		Microswitch	1		
2	532633010001		Wire Harness	1		
2	532633010013		Wire Harness	1		
2	532633010014		Wire Harness	1		
2	532633010015		Wire Harness	1		
2	532633010016		Wire Harness	1		
3	532633510003		Magnetic Switch	1		

Chapter 7: Special Parts

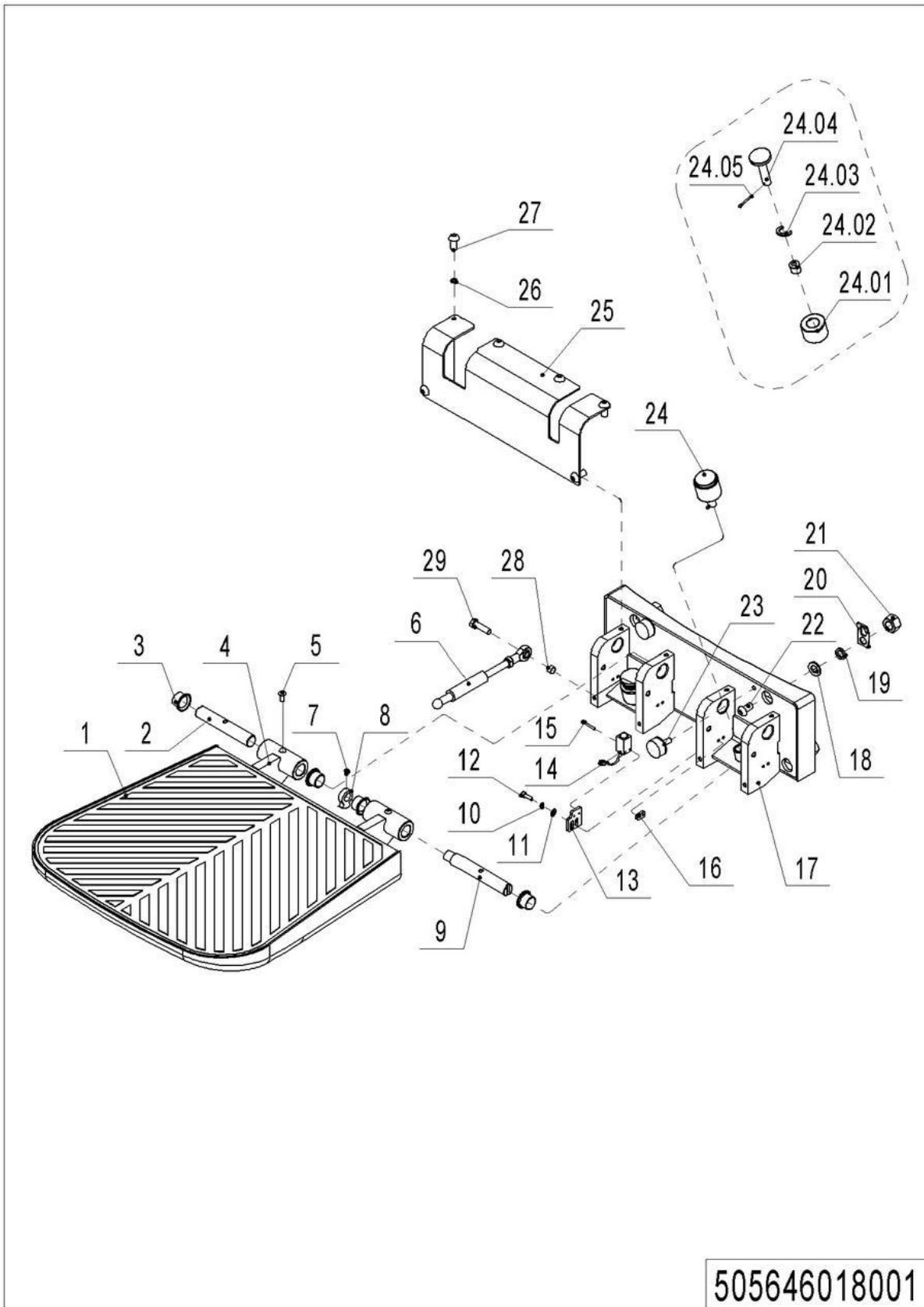
01 Footboard Kit (505646018001)



01 Footboard Kit (505646018001)

No.	Item Code	Mark	Item Description	Qty.	Substitute	Note
--	505698510013		Platform Unit	1		
1	505618020018		Rubber Mat	1		
2	505618020020		Axle	1		
3	940500200008		Bushing	4		
4	505618010000		Platform	1		
5	910200300018	1	Screw M6x16	2		
6	940400100039		Gas Spring	1		
7	910300400006		Nut	1		
8	505618020024		Cam	1		
9	505618020017		Pin	1		
10	910400500004	1	Spring Washer	2		
11	910400100004	1	Washer	2		
12	910200200023	1	Screw M5x16	2		
13	505618020026		Mounting Plate	1		
14	910200500015	1	Screw M3x20	2		
15	505633510002	2	Proximity Switch	1		
16	505618020027		Mounting Plate	1		
17	505618010001		Mounting Base	1		
18	910400100008	1	Flat Washer	4		
19	910400500008	1	Spring Washer	4		
20	505618020025		Pipe Clip	1		
21	910300500006	1	Nut	4		
22	910200200100	1	Screw M12x40	4		
23	505618020016		Crash Pad	2		
24	505698510002		Buffer Kit	2		
24.01	505618020029		Crash Pad	2		
24.02	505618020030		Connecting Bushing	2		
24.03	505618020032		Adjusting Pad	2		
24.04	505618020021		Pin	2		
24.05	910600600026	1	Cotter Pin	2		

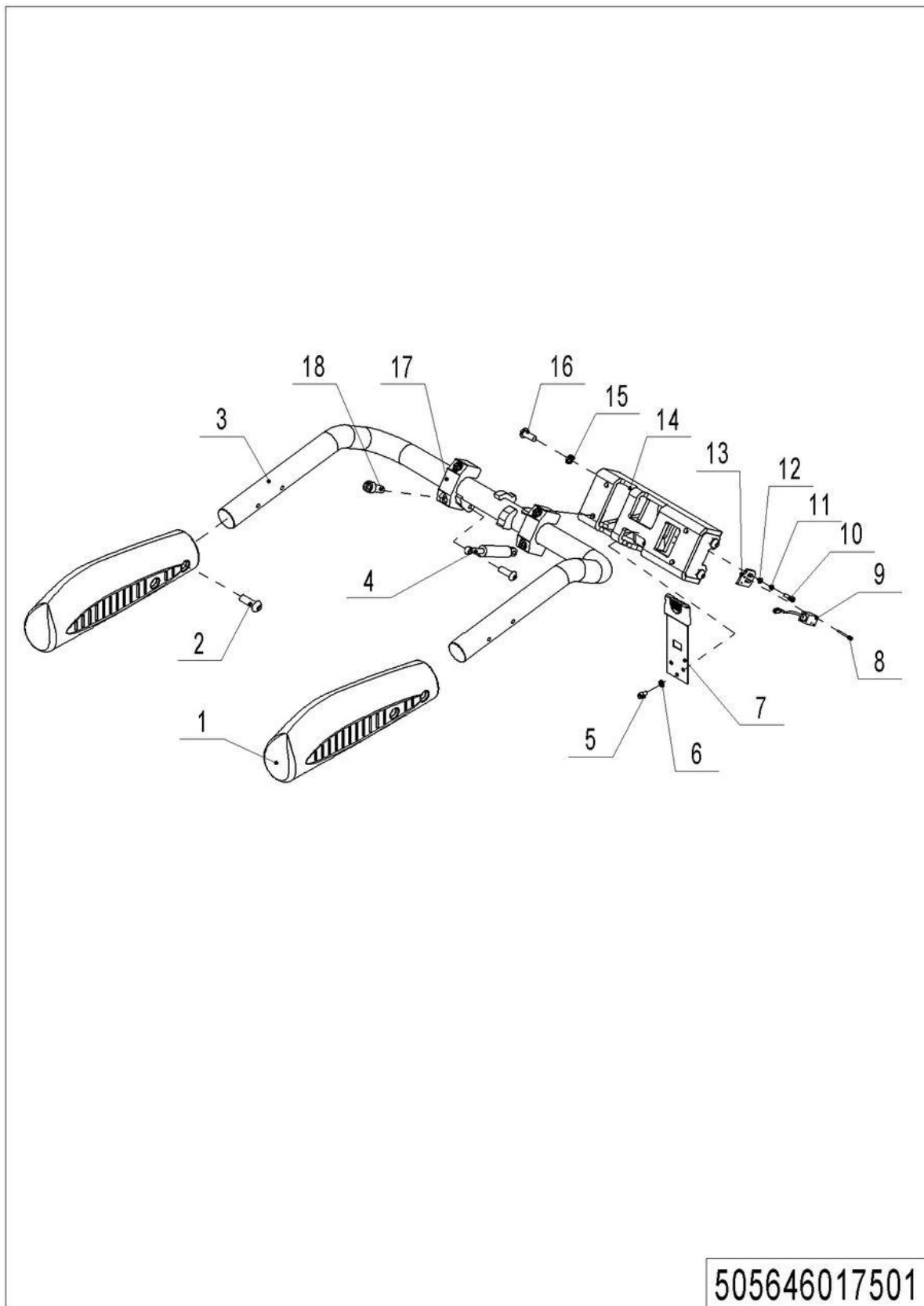
01 Footboard Kit (505646018001) Continuation



505646018001

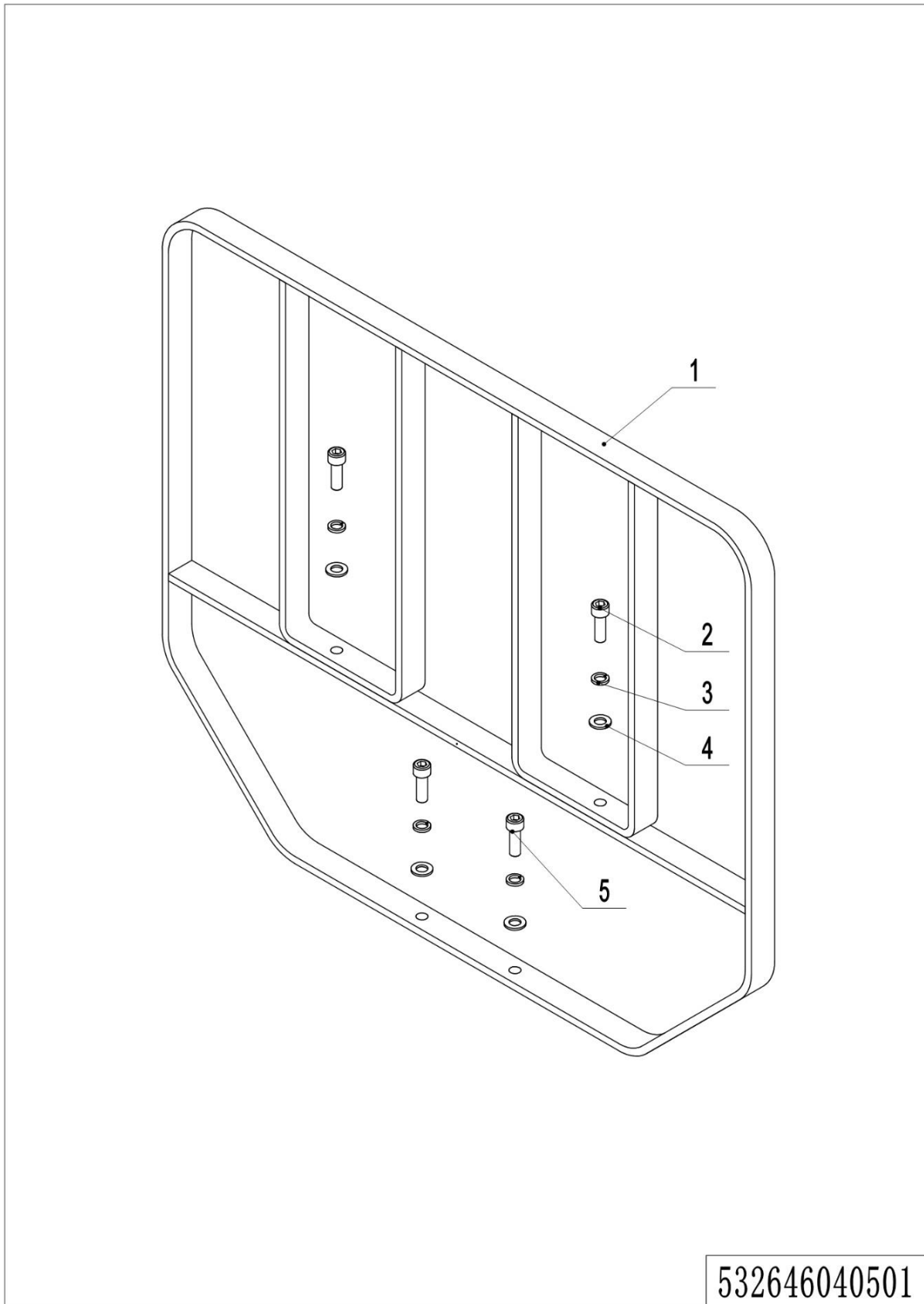
01 Footboard Kit (505646018001) Continuation

No.	Item Code	Mark	Item Description	Qty.	Substitute	Note
25	505618020019		Guard Cover	1		
26	910400500005	1	Spring Washer	6		
27	910200300017	1	Screw M6x12	6		
28	505618020028		Spacer Bush Φ 12x Φ 9x5	1		
29	910100300024	1	Bolt M8x30	1		

02 Protective Arm Assembly (505646017501)

02 Protective Arm Assembly (505646017501)

No.	Item Code	Mark	Item Description	Qty.	Substitute	Note
--	505698510012		Guard Arm Assembly	1		
1	505617510002		Guard Arm Sleeve	2		
2	910200300025	1	Screw M8x20	5		
3	505617510001		Guard Arm	1		
4	940400100006		Gas Spring	1		
5	910200300017	1	Screw M6x12	3		
6	910400500005	1	Spring Washer	3		
7	505617510005		Leaf Spring	1		
8	910200500015	1	Screw M3x20	2		
9	505633510001	2	Proximity Switch	1		
10	910400500004	1	Spring Washer	2		
11	910400100004	1	Washer	2		
12	910200200023	1	Screw M5x16	2		
13	532617520001		Mounting Plate	1		
14	505617510000		Guard Arm Base	1		
15	910400500007	1	Spring Washer	4		
16	910100300036	1	Bolt M10x25	4		
17	505617520005		Clamp Block	2		
18	910200200080	1	Screw M10x45	4		

03 Load Backrest (532646040501)

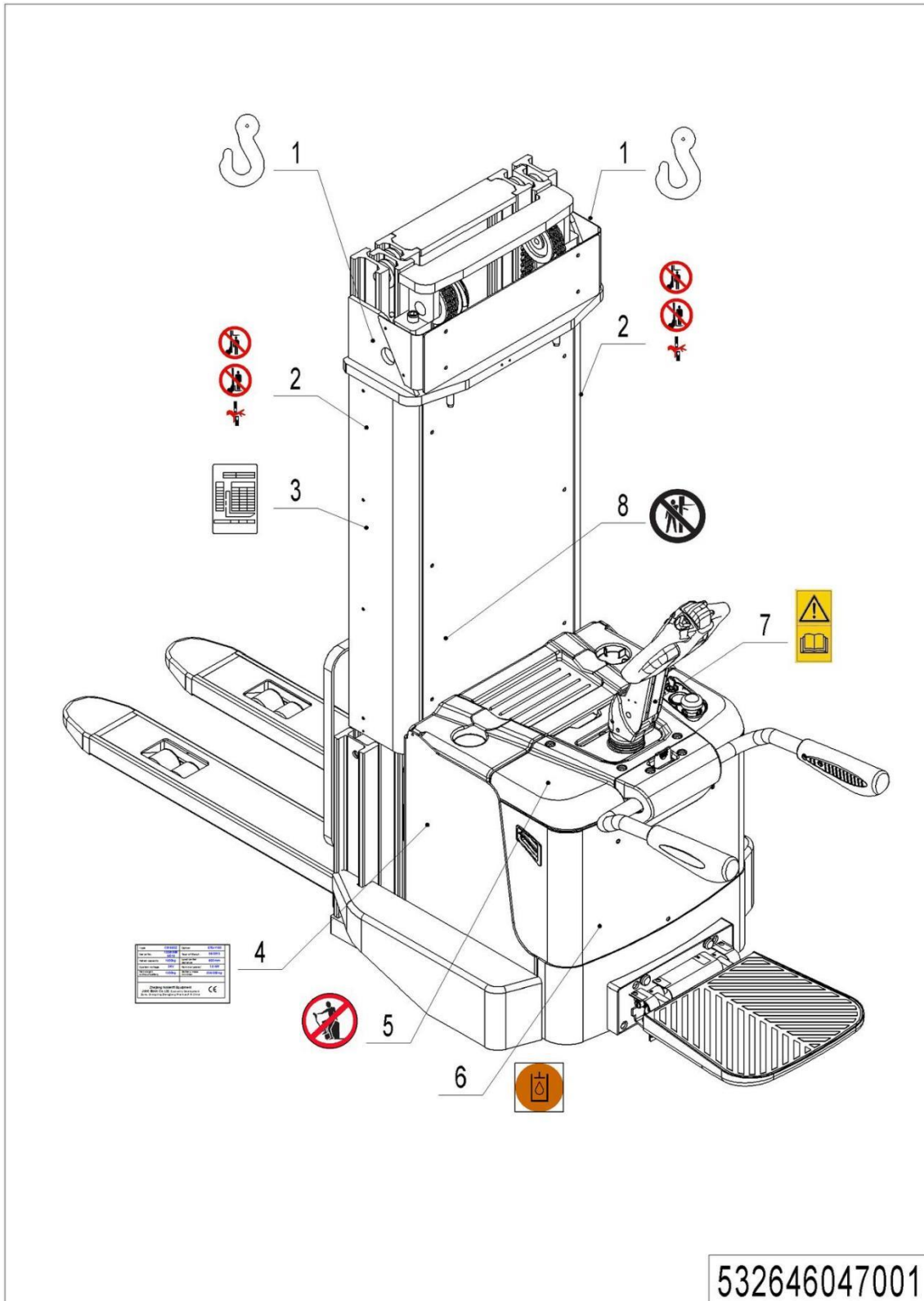
1= Supply as package. 2= Supply with constraints. 3= Phasing-out supply. 4= Supply as assembly. 5= Check other tables.

03 Load Backrest (532646040501)

No.	Item Code	Mark	Item Description	Qty.	Substitute	Note
1	532640510001		Load Backrest	1		
2	910200200076	1	Screw M10x25	2		
3	910400100007	1	Flat Washer	4		
4	910400500007	1	Spring Washer	4		
5	910200200078	1	Screw M10x35	2		

Chapter 7: Others

01 Label and Decal (532646047001)



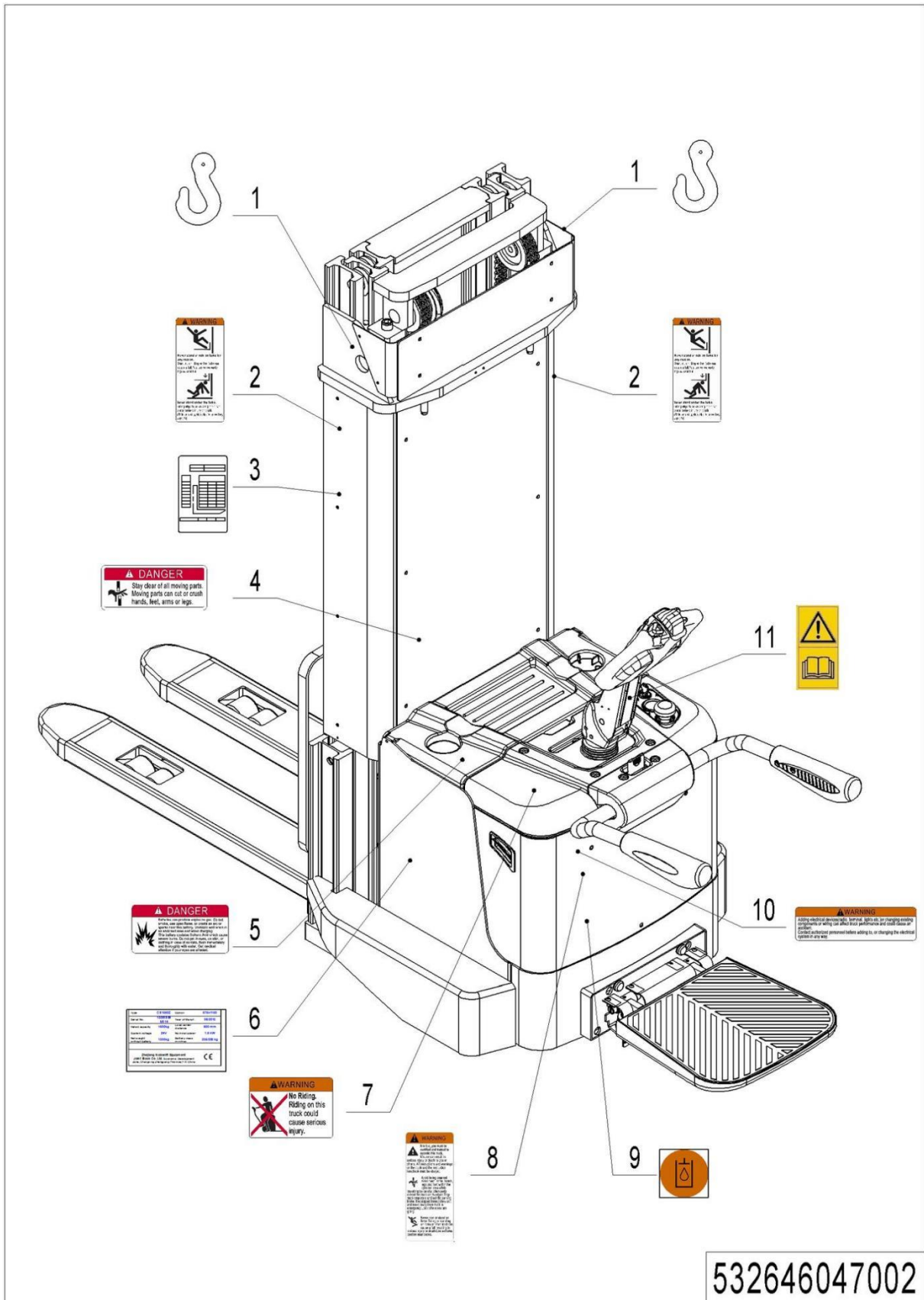
532646047001

1= Supply as package. 2= Supply with constraints. 3= Phasing-out supply. 4= Supply as assembly. 5= Check other tables.

01 Label and Decal (532646047001)

No.	Item Code	Mark	Item Description	Qty.	Substitute	Note
1	941200300001		Label	2		
2	941200100004		Label	2		
3	560547520000		Load Capacity Diagram	1		
4	560547520001		Identification Plate	1		
5	941200100003		Label	1		
6	941200300003		Label	1		
7	941200300002		Label	1		
8	941200100006		Label	1		

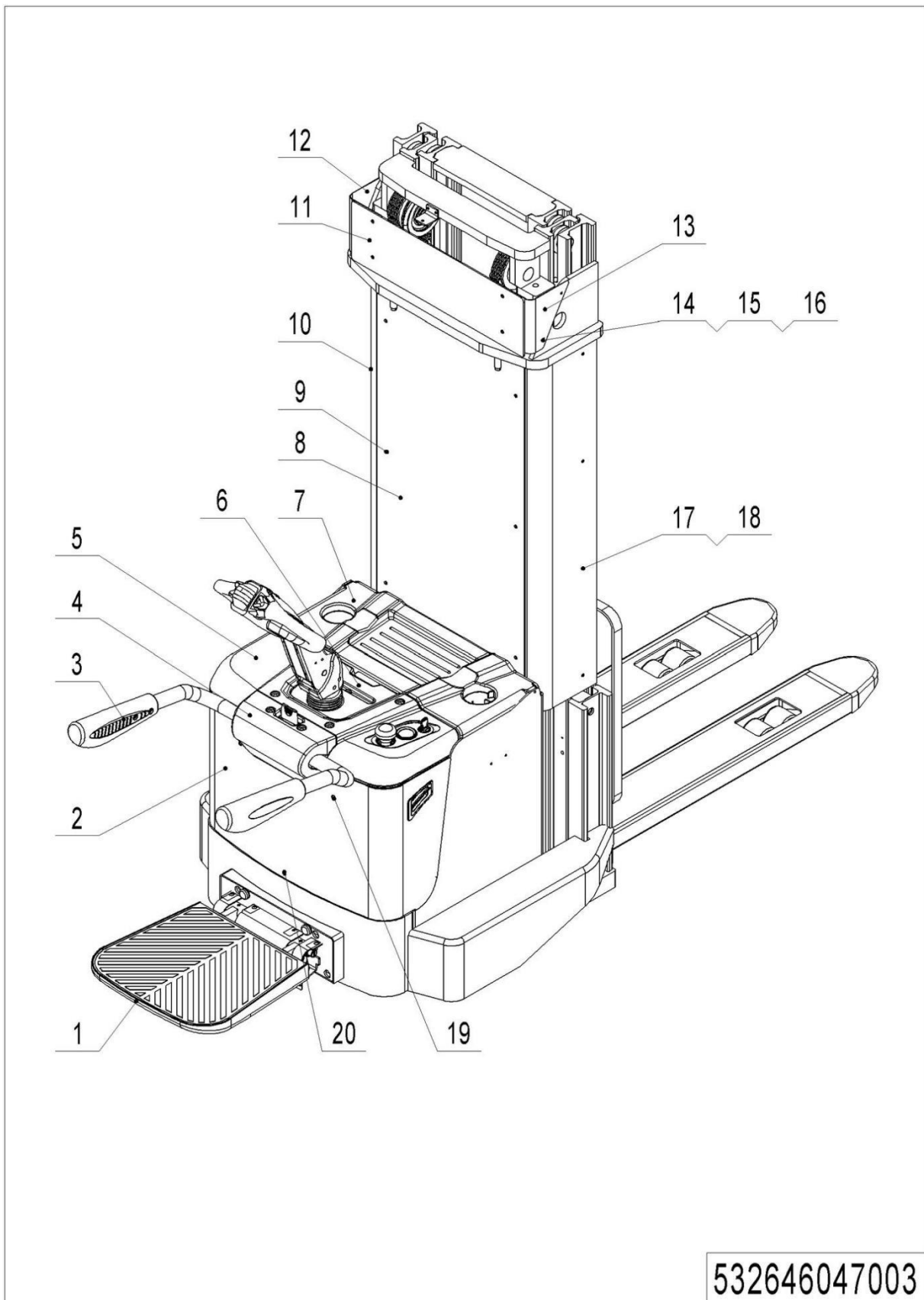
02 Label and Decal (USA) (532646047002)



1= Supply as package. 2= Supply with constraints. 3= Phasing-out supply. 4= Supply as assembly. 5= Check other tables.

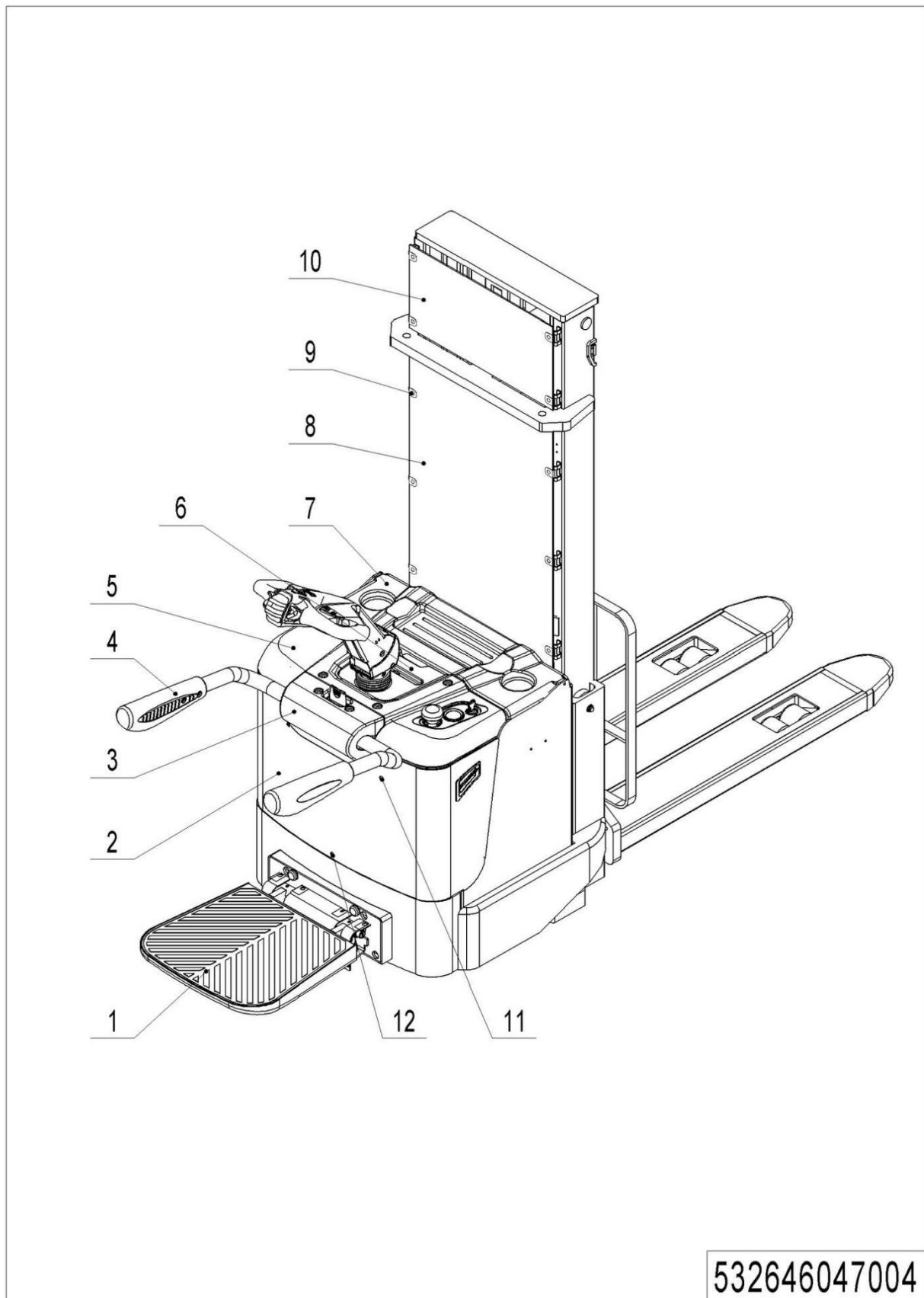
02 Label and Decal (USA) (532646047002)

No.	Item Code	Mark	Item Description	Qty.	Substitute	Note
1	941200300001		Label	2		
2	941200100016		Label	2		
3	560547520000		Load Capacity Diagram	1		
4	941200100014		Label	1		
5	941200100013		Label	1		
6	560547520001		Identification Plate	1		
7	941200100011		Label	1		
8	941200100009		Label	1		
9	941200300003		Label	1		
10	941200100010		Label	1		
11	941200300002		Label	1		

03 Outline (Three Stage Mast) (532646047003)

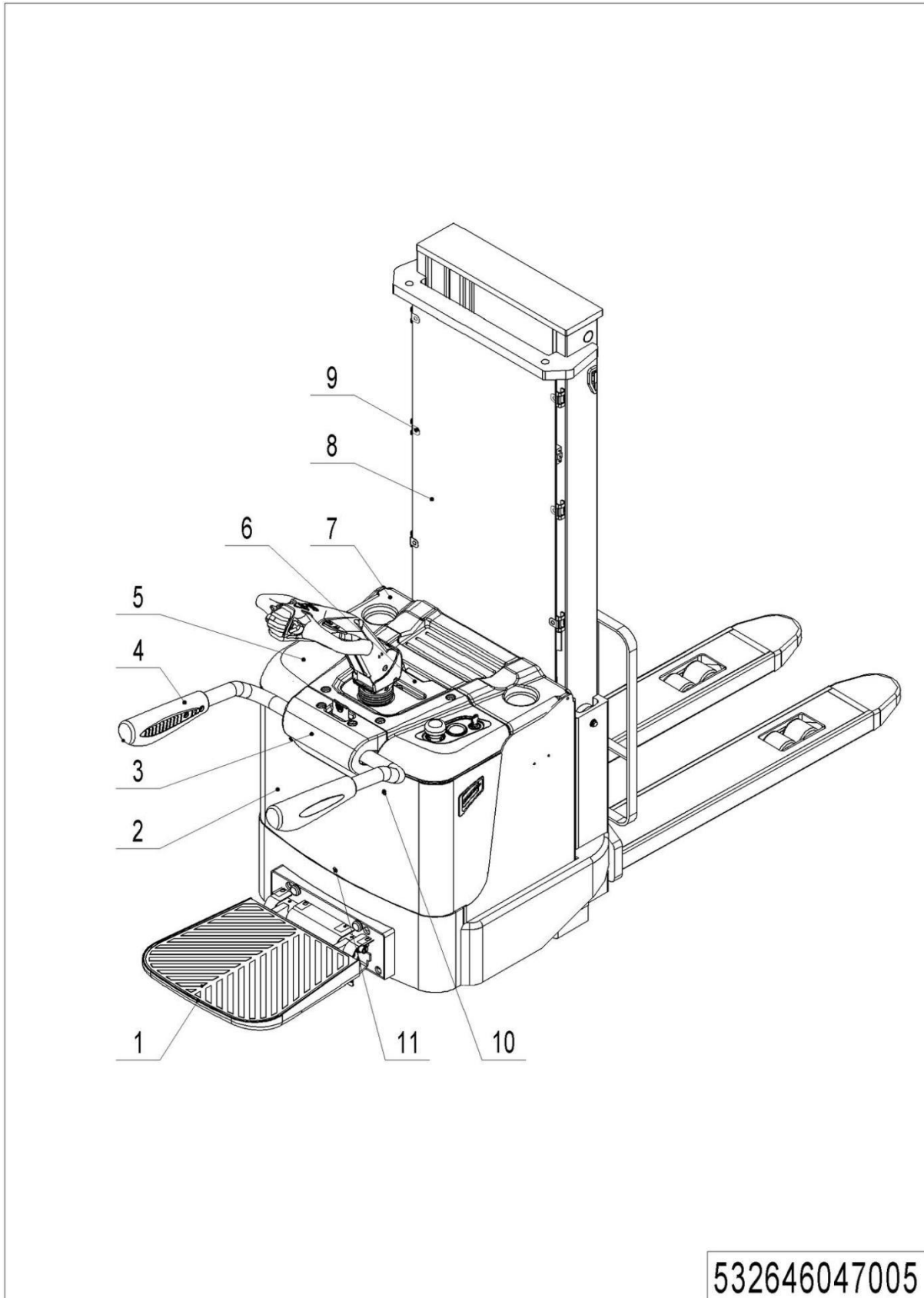
03 Outline (Three Stage Mast) (532646047003)

No.	Item Code	Mark	Item Description	Qty.	Substitute	Note
1	505618001000		Platform Unit	1		check 532646018001
2	505621510001		Bumper	1		
3	505617501000		Guard Arm Assembly	1		check 532646017501
4	505621520025		Guard Cover	1		With Foldable platform
4	505621520043		Guard Cover	1		Without Foldable platform
5	505621520024		Guard Cover	1		
6	505621520026		Guard Cover	1		
7	532621010001		Battery Cover Kit	1		check 532646021001
8	532644520031		Guard Plate	1		5000
8	532644520051		Guard Plate	1		4300
8	532644520060		Guard Plate	1		4600
8	532644520069		Guard Plate	1		5500
8	532644520078		Guard Plate	1		6000
9	940800700001		Rivet	10		
10	532644520030		Guard Plate Seat	2		5000
10	532644520050		Guard Plate Seat	2		4300
10	532644520059		Guard Plate Seat	2		4600
10	532644520068		Guard Plate Seat	2		5500
10	532644520077		Guard Plate Seat	2		6000
11	532644520042		Guard Plate	1		
12	532644520040		Guard Cover	1		
13	532644520041		Guard Cover	1		
14	910200300018	1	Screw M6x16	4		
15	910400500005	1	Spring Washer	4		
16	910400100005	1	Flat Washer	4		
17	910200300016	1	Screw M6x10	8		
18	940400400001		Cage Nut	8		

04 Outline (Two Stage Mast) (532646047004)

04 Outline (Two Stage Mast) (532646047004)

No.	Item Code	Mark	Item Description	Qty.	Substitute	Note
1	505618001000		Platform Unit	1		check 532646018001
2	505621510001		Bumper	1		
3	505621520025		Guard Cover	1		With Foldable platform
3	505621520043		Guard Cover	1		Without Foldable platform
4	505617501000		Guard Arm Assembly	1		check 532646017501
5	505621520024		Guard Cover	1		
6	505621520026		Guard Cover	1		
7	532621010002		Battery Cover Kit	1		check 532646021001
8	532644020099		Guard Plate	1		2900
8	532644020107		Guard Plate	1		3200
8	532644020113		Guard Plate	1		3600
8	532644020119		Guard Plate	1		4000
9	940400300001		Spring Buckle	10		
10	532644020098		Guard Plate	1		
11	941100100004	1	Screw M10x30	2		
12	941100100008	1	Screw M10x10	1		

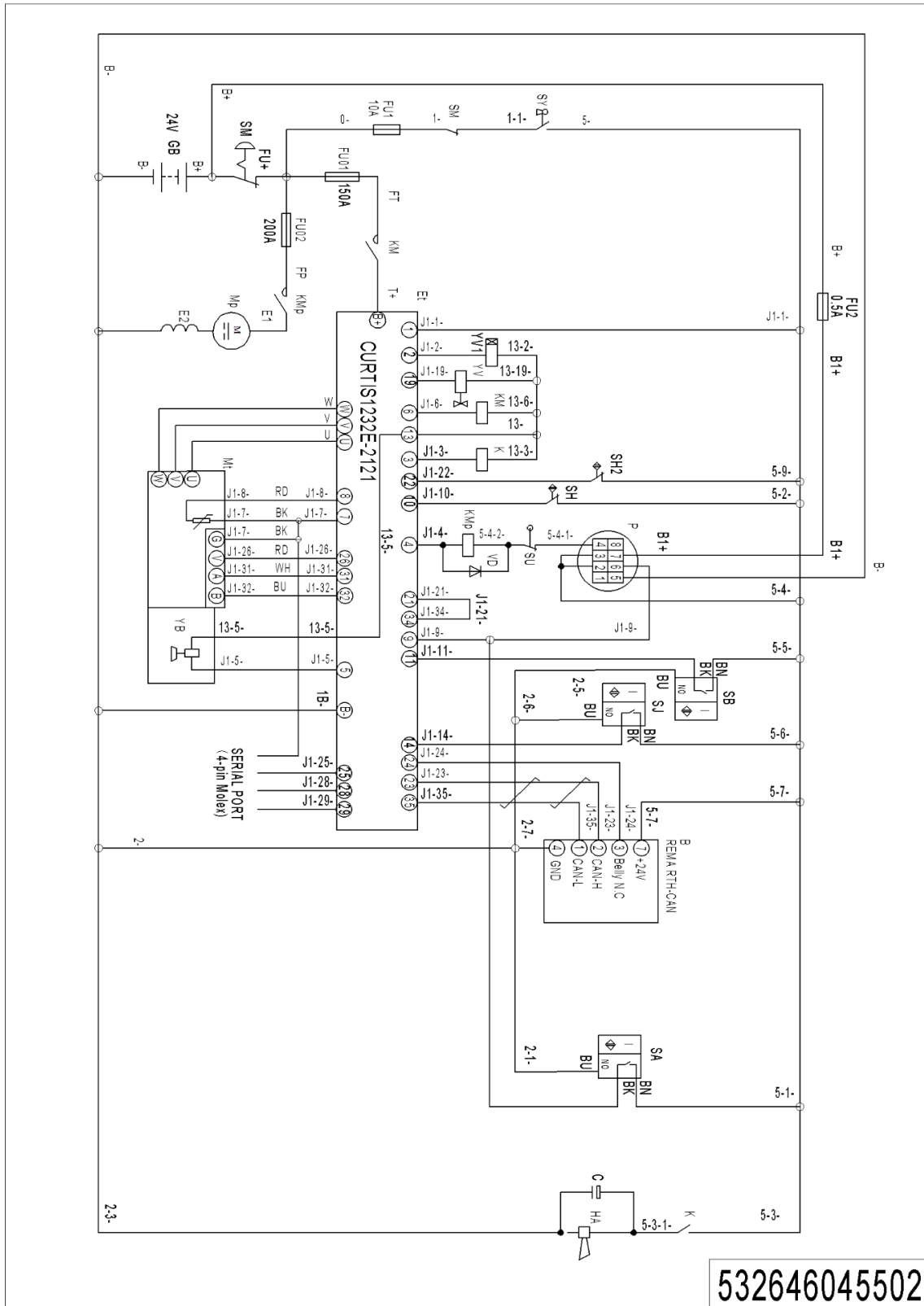
05 Outline (Two Stage Mast Full Free Lift) (532646047005)

05 Outline (Two Stage Mast Full Free Lift) (532646047005)

No.	Item Code	Mark	Item Description	Qty.	Substitute	Note
1	505618001000		Platform Unit	1		check 532646018001
2	505621520025		Guard Cover	1		With Foldable platform
3	505621520043		Guard Cover	1		Without Foldable platform
3	505621520024		Guard Cover	1		
4	505617501000		Guard Arm Assembly	1		check 532646017501
5	505621520024		Guard Cover	1		
6	505621520026		Guard Cover	1		
7	532621010002		Battery Cover Kit	1		check 532646021001
8	532643520139		Guard Plate	1		2900
8	532643520141		Guard Plate	1		3600
9	940400300001		Spring Buckle	10		
10	941100100004	1	Screw M10x30	2		
11	941100100008	1	Screw M10x10	1		

02 Electrical Circuit Diagram (Manual steering, proportional lifting)

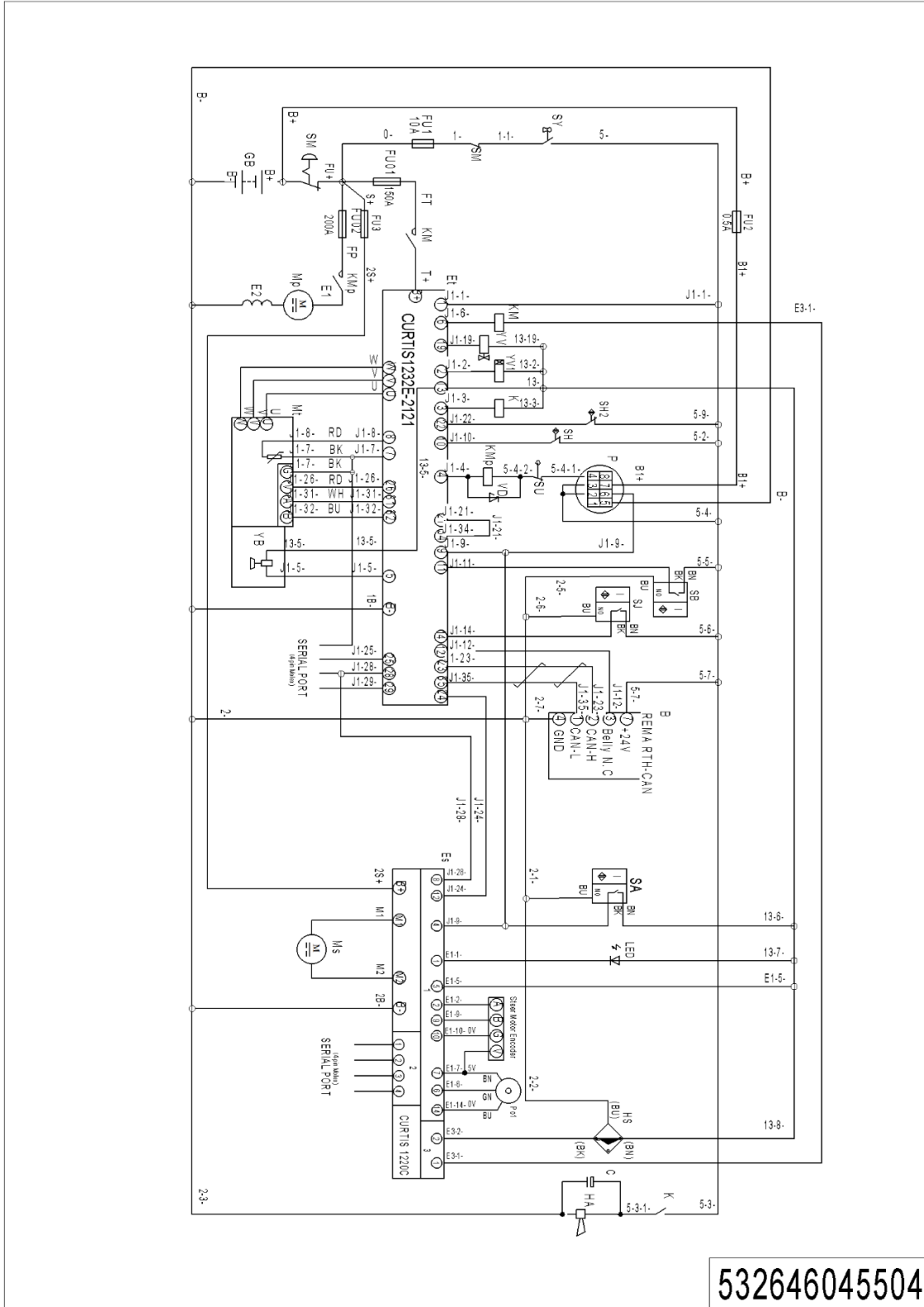
(532646045502)



1= Supply as package. 2= Supply with constraints. 3= Phasing-out supply. 4= Supply as assembly. 5= Check other tables.

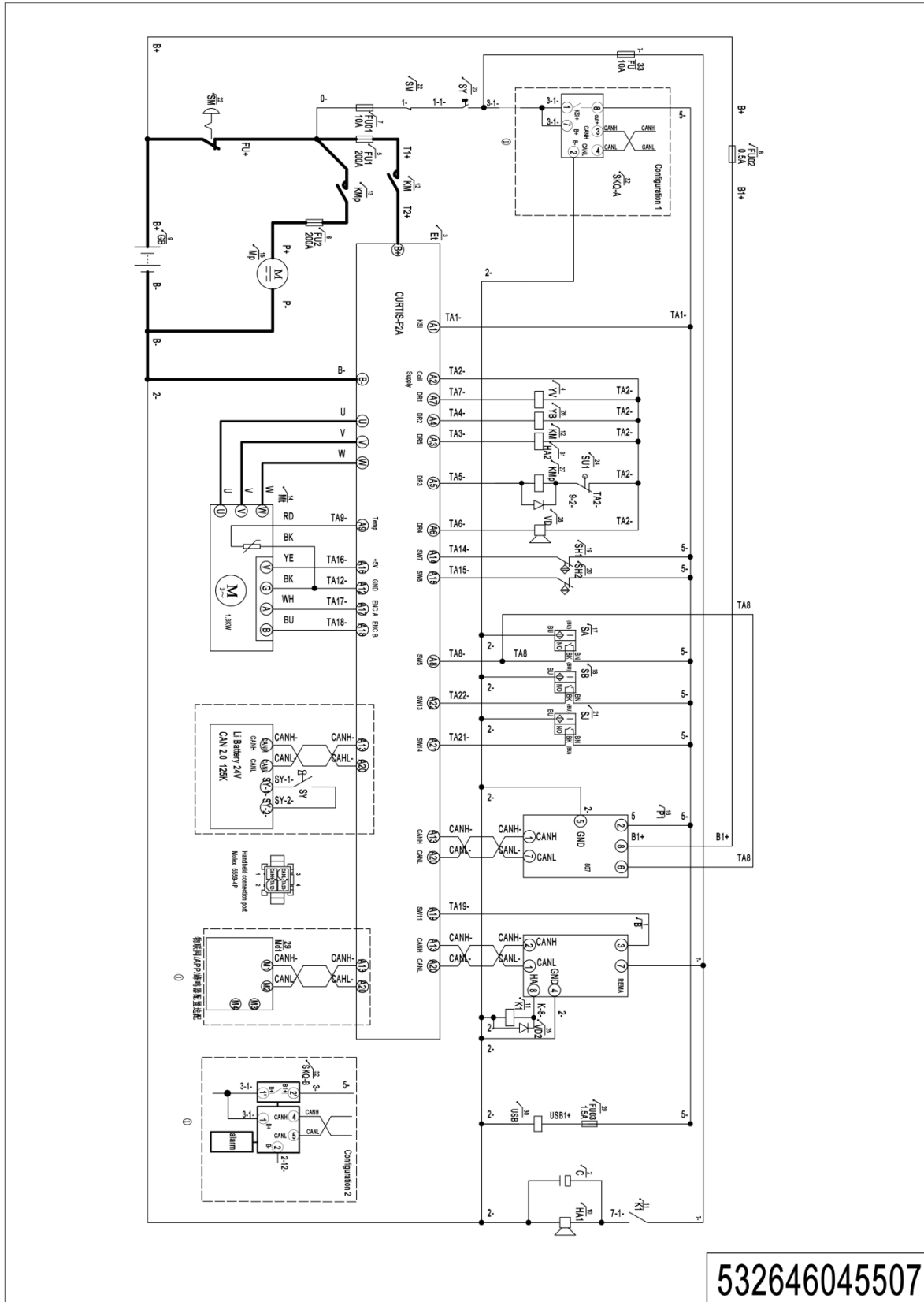
04 Electrical Circuit Diagram (Electrical steering, proportional lifting)

(532646045504)



1= Supply as package. 2= Supply with constraints. 3= Phasing-out supply. 4= Supply as assembly. 5= Check other tables.

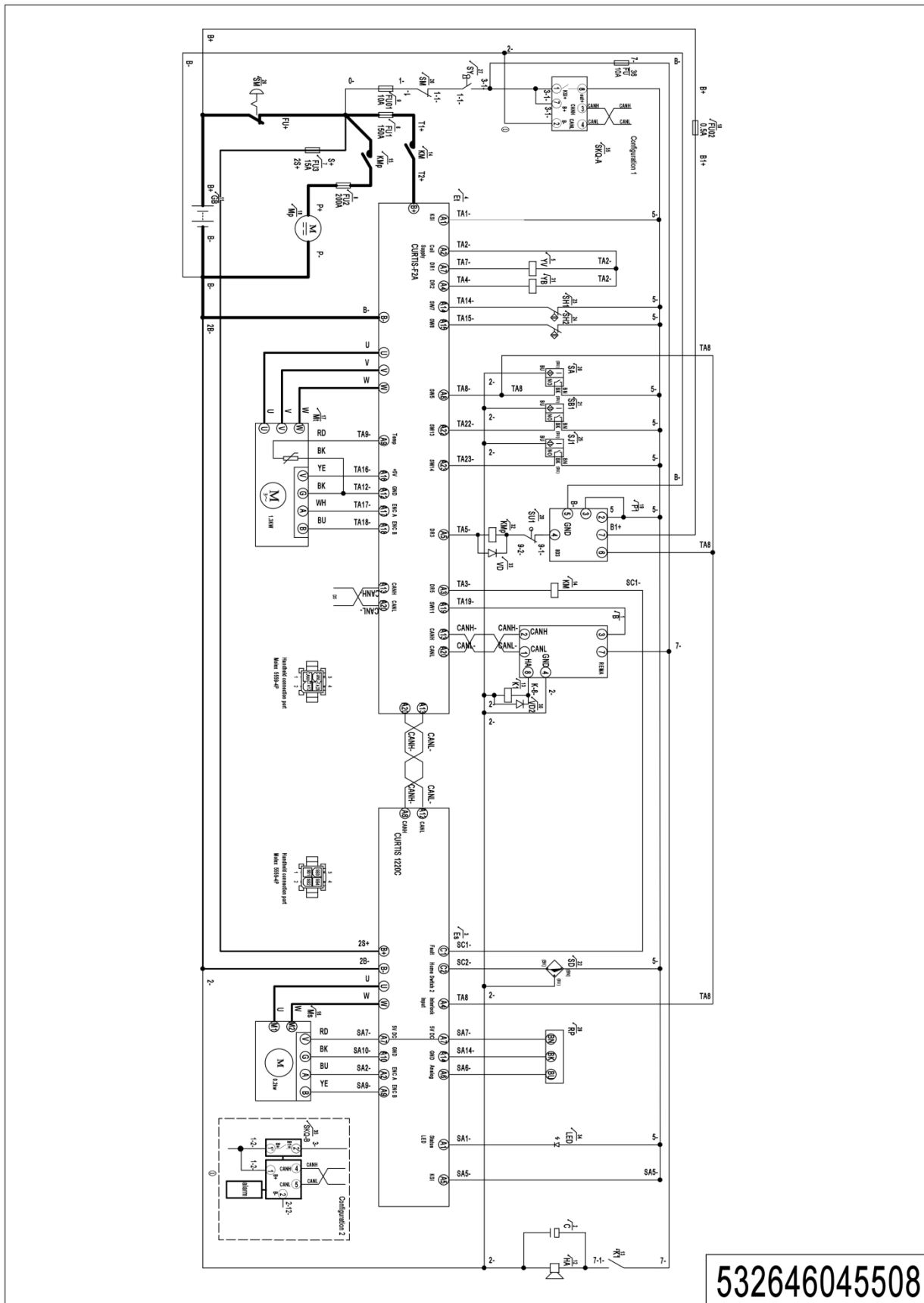
05 Electrical Circuit Diagram (Manual steering, F2A) (532646045507)



532646045507

1= Supply as package. 2= Supply with constraints. 3= Phasing-out supply. 4= Supply as assembly. 5= Check other tables.

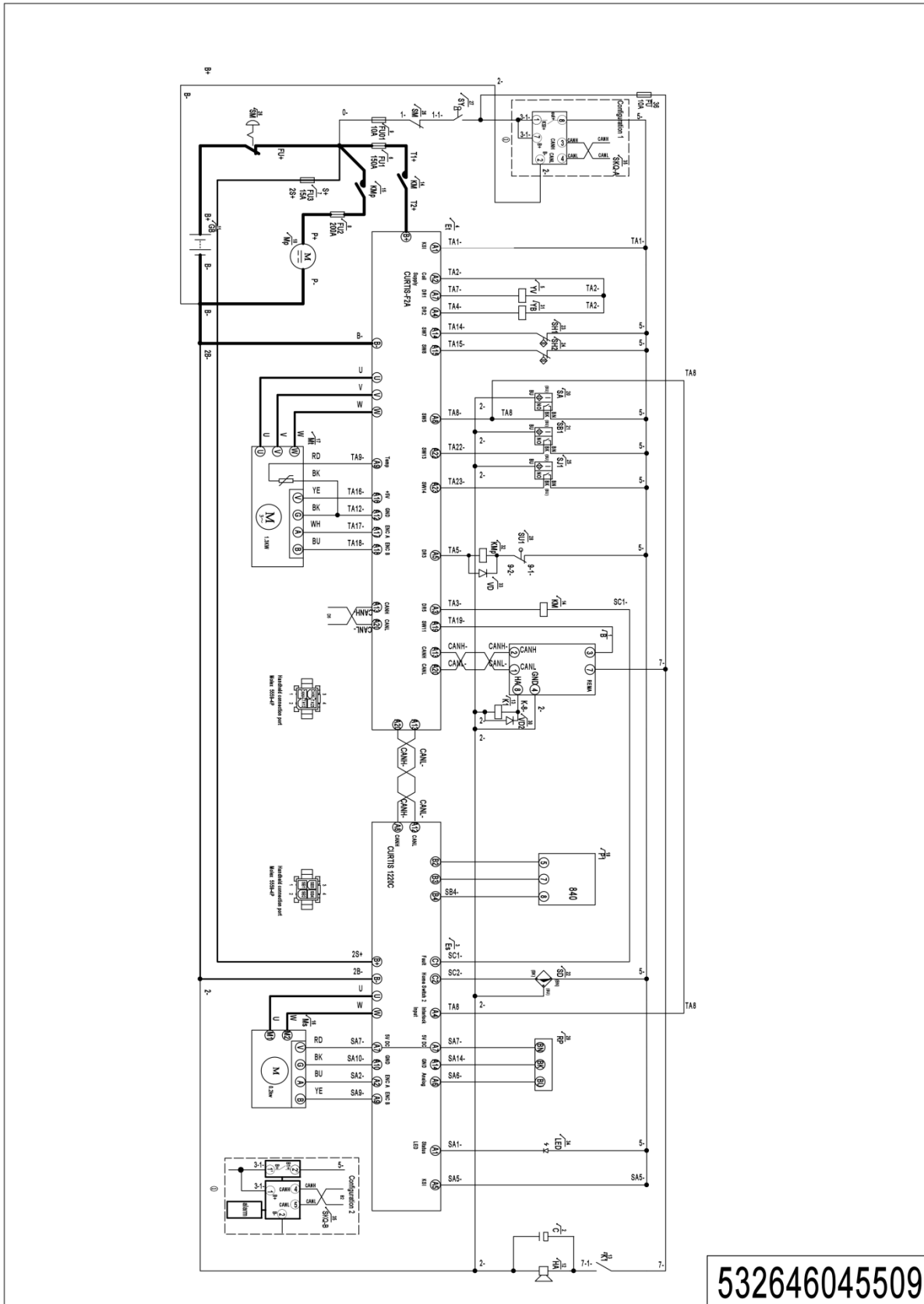
06 Electrical Circuit Diagram (Electrical steering, F2A) (532646045508)



532646045508

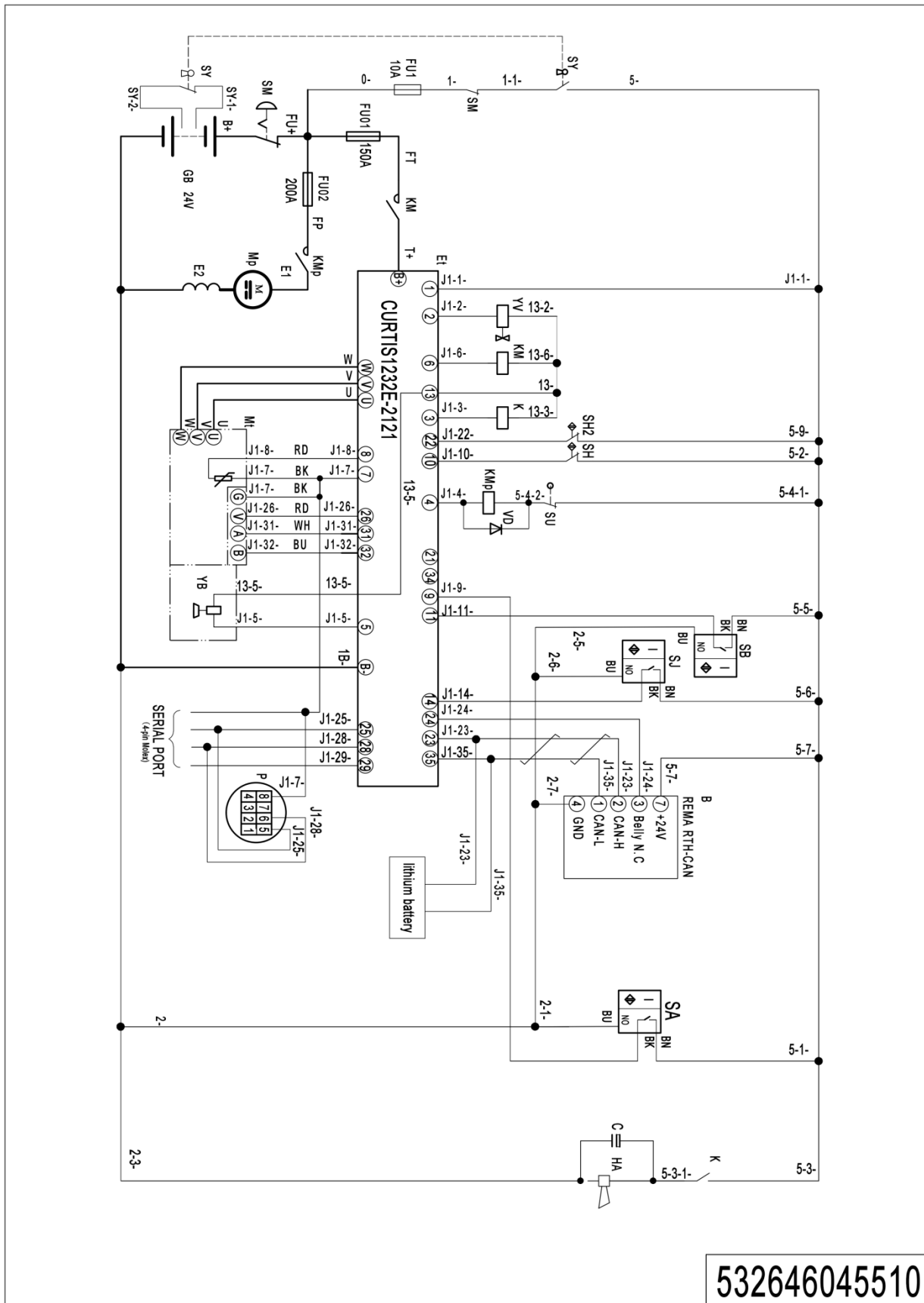
1= Supply as package. 2= Supply with constraints. 3= Phasing-out supply. 4= Supply as assembly. 5= Check other tables.

07 Electrical Circuit Diagram (Electrical steering, F2A, Li) (532646045509)



1= Supply as package. 2= Supply with constraints. 3= Phasing-out supply. 4= Supply as assembly. 5= Check other tables.

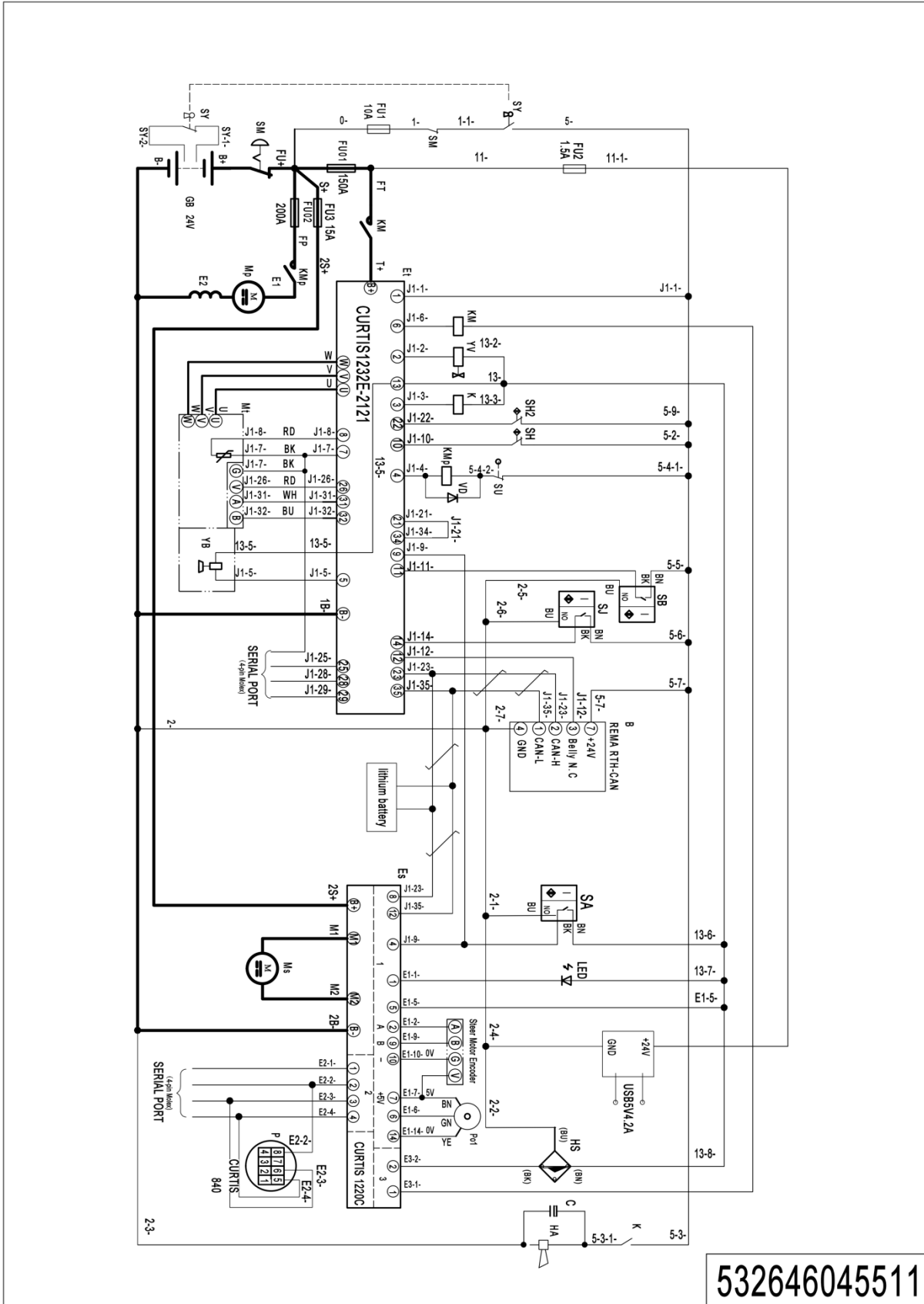
08 Electrical Circuit Diagram (Manual steering, Li) (532646045510)



532646045510

1= Supply as package. 2= Supply with constraints. 3= Phasing-out supply. 4= Supply as assembly. 5= Check other tables.

09 Electrical Circuit Diagram (Electrical steering, Li) (532646045511)

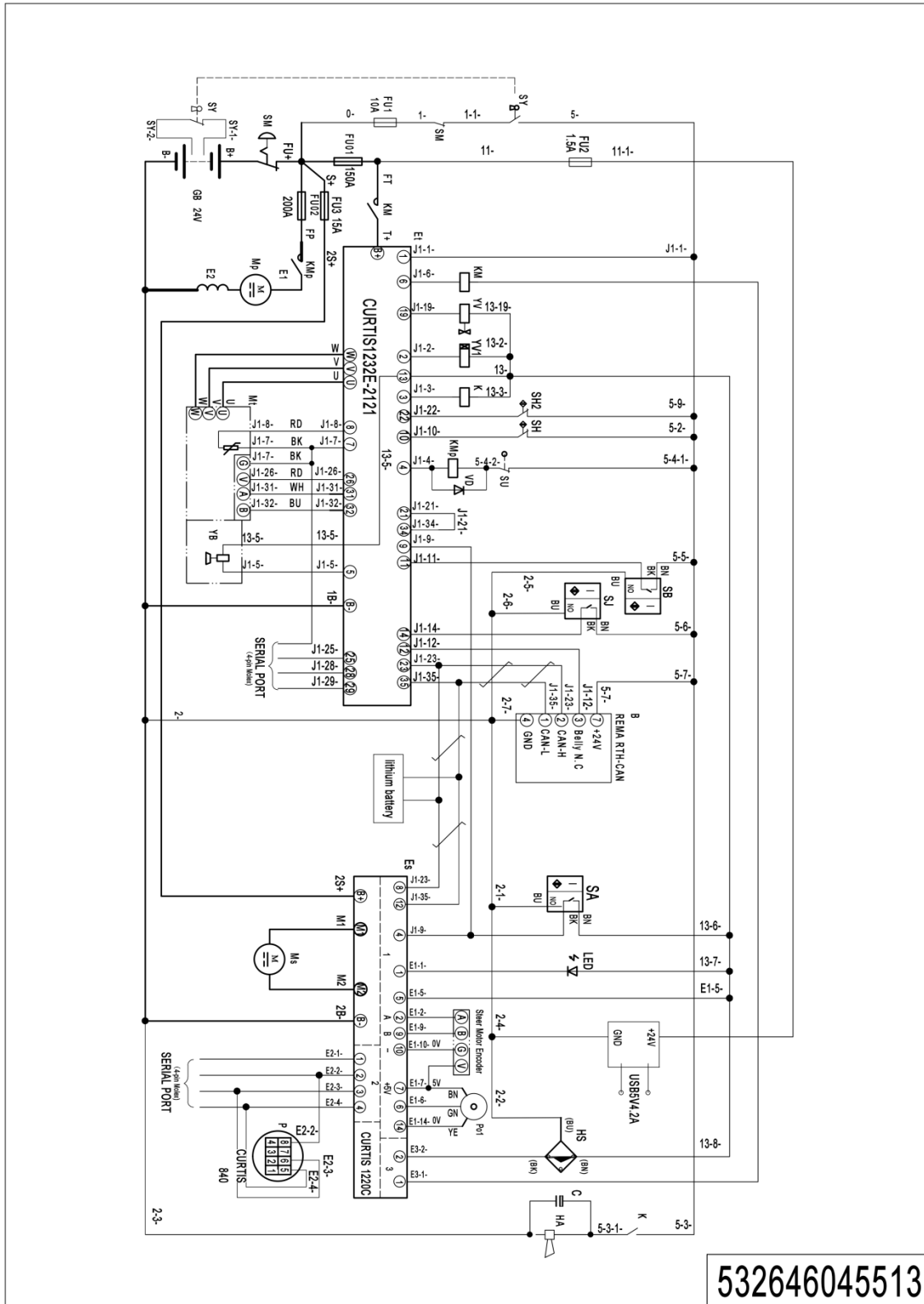


532646045511

1= Supply as package. 2= Supply with constraints. 3= Phasing-out supply. 4= Supply as assembly. 5= Check other tables.

10 Electrical Circuit Diagram (Electrical steering, proportional lifting, Li)

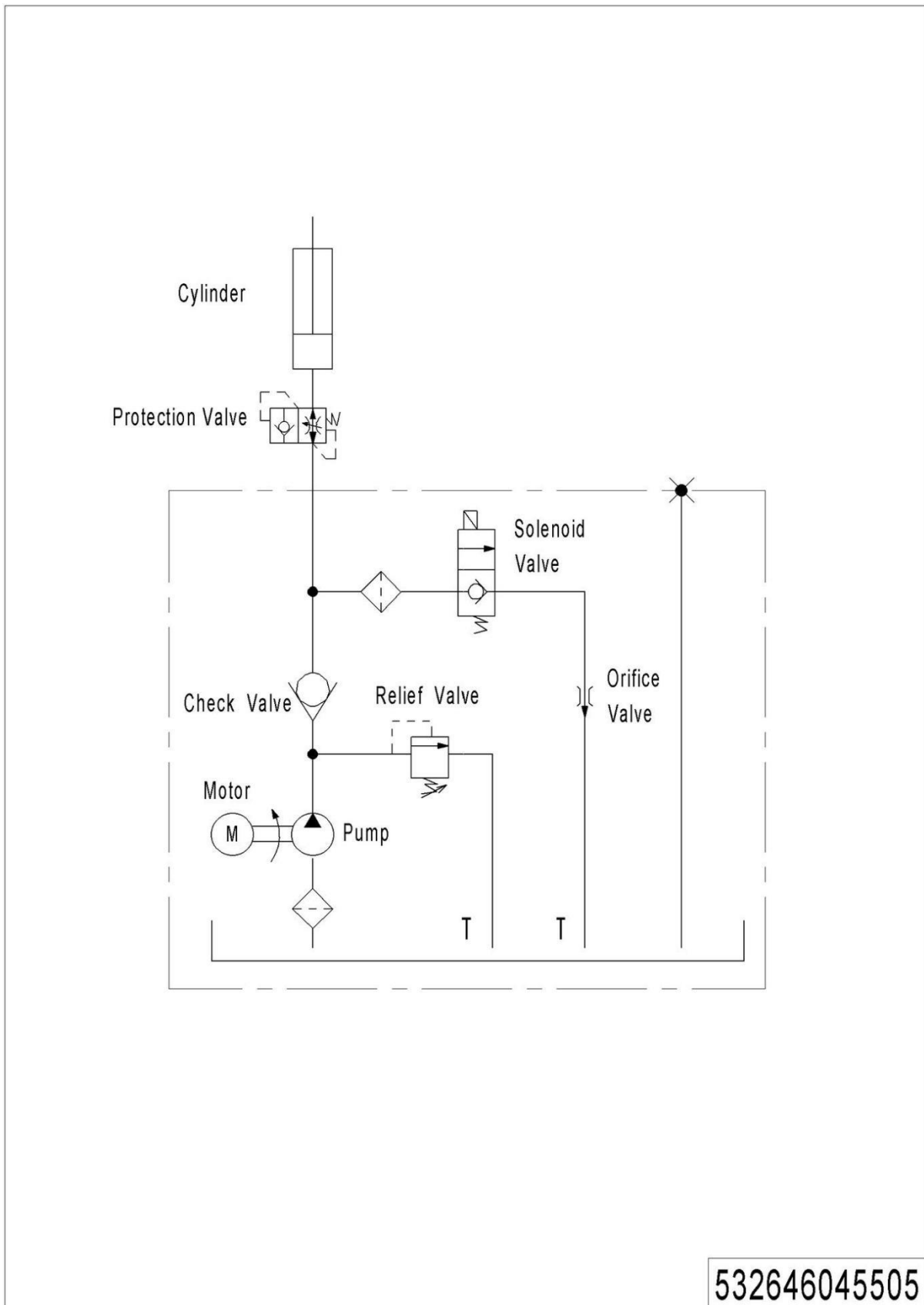
(532646045513)



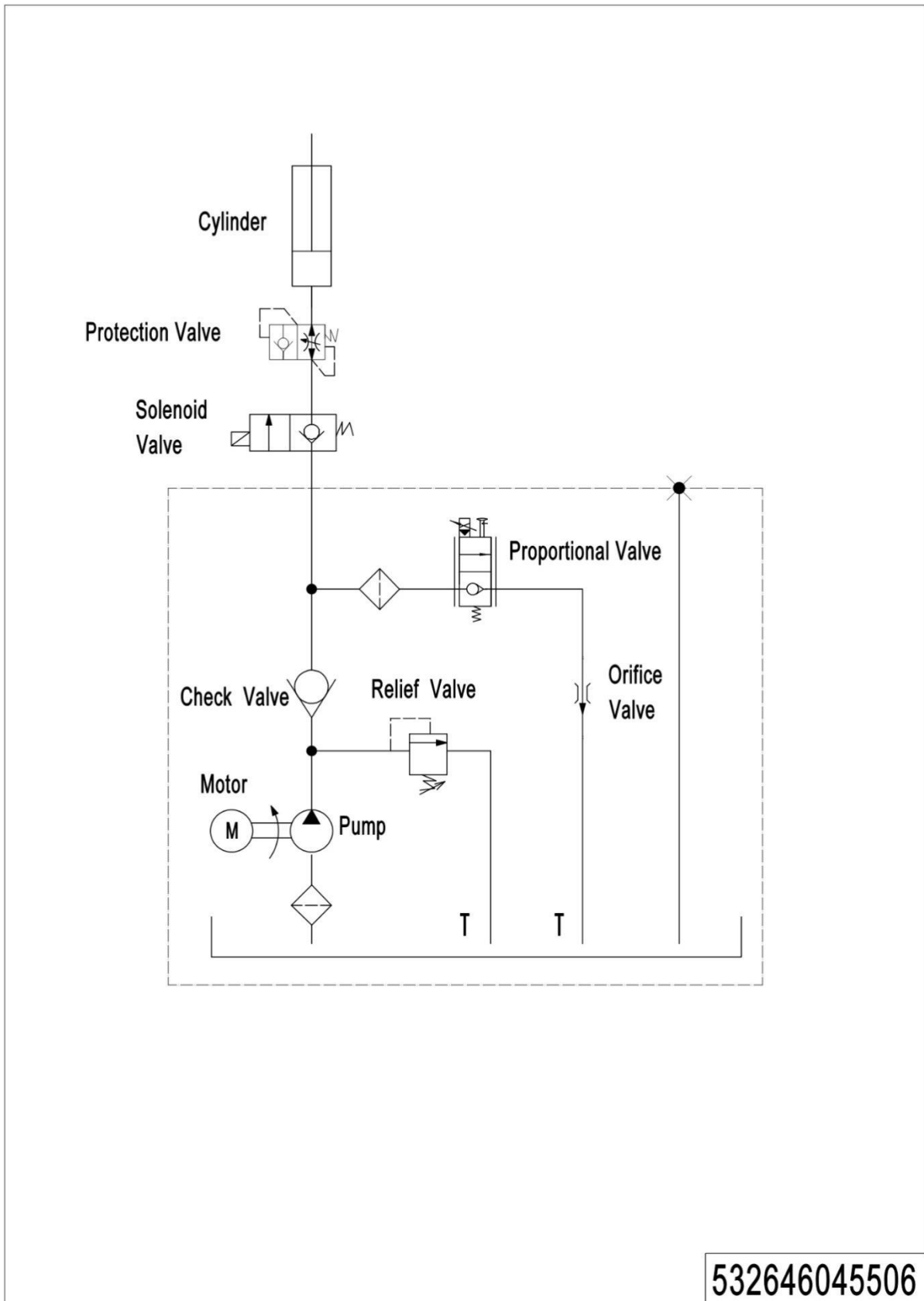
532646045513

1= Supply as package. 2= Supply with constraints. 3= Phasing-out supply. 4= Supply as assembly. 5= Check other tables.

11 Hydraulic Circuit Diagram (532646045505)



12 Hydraulic Circuit Diagram (proportional lifting) (532646045506)



13 Consumable Parts List

No.	Item Code	Item Description	Qty.	Chapter/ Section/ Number
1	532698510006	Seal Kit	2	Chapter 2/01/26.01, Chapter 2/02/28.01
2	532698510007	Seal Kit	1	Chapter 2/01/25.01, Chapter 2/02/27.01
3	532698510001	Seal Kit	1	Chapter 2/03/21.01, Chapter 2/04/23.01
4	532698510005	Seal Kit	2	Chapter 2/05/20.01, Chapter 2/06/22.01
5	940200300005	Compound Roller	4	Chapter 3/01/1
6	532616510000	Caster Assembly	2	Chapter 3/02/7, Chapter 3/03/5
7	532698510004	Wheel Kits	2	Chapter 4/01/11
8	502398510002	Wheel Kits	2	Chapter 4/02/4
9	940400100002	Gas Spring	1	Chapter 4/04/13
9	940400100003	Gas Spring	1	Chapter 4/04/13
10	940200300004	Compound Roller	8	Chapter 5/01/1
10	940200300004	Compound Roller	2	Chapter 5/02/1, Chapter 5/03/1
11	940200300007	Compound Roller	2	Chapter 5/02/12, Chapter 5/03/12
12	920100100007	Fuse	1	Chapter 6/09/1
13	920100100008	Fuse	1	Chapter 6/09/2
14	920100200002	Fuse	1	Chapter 6/09/3
15	940500200008	Bushing	4	Chapter 7/01/3
16	940400100039	Gas Spring	1	Chapter 7/01/6
17	505698510002	Buffer Kit	2	Chapter 7/01/24
18	940400100006	Gas Spring	1	Chapter 7/02/4